

Learning Author-Topic Models from Text Corpora

MICHAL ROSEN-ZVI

IBM Research Laboratory in Haifa
and

CHAITANYA CHEMUDUGUNTA

University of California, Irvine
and

THOMAS GRIFFITHS

University of California, Berkeley
and

PADHRAIC SMYTH

University of California, Irvine
and

MARK STEYVERS

University of California, Irvine

We propose a new unsupervised learning technique for extracting information about authors and topics from large text collections. We model documents as if they were generated by a two-stage stochastic process. An author is represented by a probability distribution over topics, and each topic is represented as a probability distribution over words. The probability distribution over topics in a multi-author paper is a mixture of the distributions associated with the authors. The topic-word and author-topic distributions are learned from data in an unsupervised manner using a Markov chain Monte Carlo algorithm. We apply the methodology to three large text corpora: 150,000 abstracts from the CiteSeer digital library, 1,740 papers from the Neural Information Processing Systems (NIPS) Conferences, and 121,000 emails from the Enron corporation. We discuss in detail the interpretation of the results discovered by the system including specific topic and author models, ranking of authors by topic and topics by author, parsing of abstracts by topics and authors, and detection of unusual papers by specific authors. Experiments based on perplexity scores for test documents and precision-recall for document retrieval are used to illustrate systematic differences between the proposed author-topic model and a number of alternatives. Extensions to the model, allowing (for example) generalizations of the notion of an author, are also briefly discussed.

Categories and Subject Descriptors: G.3 [Mathematics of Computing]: Probability and Statistics—*Probabilistic algorithms*; H.3.3 [Information Storage and Retrieval]: Information Search and Retrieval—*Clustering*; I.2.7 [Artificial Intelligence]: Natural Language and Processing—*Text analysis*

Additional Key Words and Phrases: topic models, Gibbs sampling, unsupervised learning, author models, perplexity

The material in this paper was presented in part at the 2004 Uncertainty in AI Conference and the 2004 ACM SIGKDD Conference.

Permission to make digital/hard copy of all or part of this material without fee for personal or classroom use provided that the copies are not made or distributed for profit or commercial advantage, the ACM copyright/server notice, the title of the publication, and its date appear, and notice is given that copying is by permission of the ACM, Inc. To copy otherwise, to republish, to post on servers, or to redistribute to lists requires prior specific permission and/or a fee.

© 2009 ACM 1046-8188/09/0300-0001 \$5.00

1. INTRODUCTION

With the advent of the Web and specialized digital text collections, automated extraction of useful information from text has become an increasingly important research area in information retrieval, statistical natural language processing, and machine learning. Applications include document annotation, database organization, query answering, and automated summarization of text collections. Statistical approaches based upon generative models have proven effective in addressing these problems, providing efficient methods for extracting structured representations from large document collections.

In this paper we describe a generative model for document collections, the author-topic (AT) model, that simultaneously models the content of documents and the interests of authors. This generative model represents each document as a mixture of probabilistic topics, in a manner similar to Latent Dirichlet Allocation [Blei et al. 2003]. It extends previous work using probabilistic topics to author modeling by allowing the mixture weights for different topics to be determined by the authors of the document. By learning the parameters of the model, we obtain the set of topics that appear in a corpus and their relevance to different documents, and identify which topics are used by which authors. Figure 1 shows an example of several such topics (with associated authors and words) as obtained from a single sample of the Gibbs sampler trained on a collection of papers from the annual Neural Information Processing Systems (NIPS) conferences (these will be discussed in more detail later in the paper). Both the words and the authors associated with each topic are quite focused and reflect a variety of different and quite specific research areas associated with the NIPS conference. The model used in Figure 1 also produces a topic distribution for each author—Figure 2 shows the likely topics for a set of well-known NIPS authors from this model. By modeling the interests of authors, we can answer a range of queries about the content of document collections, including (for example) which subjects an author writes about, which authors are likely to have written documents similar to an observed document, and which authors produce similar work.

The generative model at the heart of our approach is based upon the idea that a document can be represented as a mixture of topics. This idea has motivated several different approaches in machine learning and statistical natural language processing [Hofmann 1999; Blei et al. 2003; Minka and Lafferty 2002; Griffiths and Steyvers 2004; Buntine and Jakulin 2004]. Topic models have three major advantages over other approaches to document modeling: the topics are extracted in a completely unsupervised fashion, requiring no document labels and no special initialization; each topic is individually interpretable, providing a representation that can be understood by the user; and each document can express multiple topics, capturing the topic combinations that arise in text documents.

Supervised learning techniques for automated categorization of documents into known classes or topics have received considerable attention in recent years (e.g., Yang [1999]). However, unsupervised methods are often necessary for address-

| TOPIC 4 | | TOPIC 13 | | TOPIC 28 | | TOPIC 9 | |
|-------------|-------|--------------|-------|---------------|-------|-------------|-------|
| WORD | PROB. | WORD | PROB. | WORD | PROB. | WORD | PROB. |
| LIGHT | .0306 | RECOGNITION | .0500 | KERNEL | .0547 | SOURCE | .0389 |
| RESPONSE | .0282 | CHARACTER | .0334 | VECTOR | .0293 | INDEPENDENT | .0376 |
| INTENSITY | .0252 | TANGENT | .0246 | SUPPORT | .0293 | SOURCES | .0344 |
| RETINA | .0241 | CHARACTERS | .0232 | MARGIN | .0239 | SEPARATION | .0322 |
| OPTICAL | .0233 | DISTANCE | .0197 | SVM | .0196 | INFORMATION | .0319 |
| KOCH | .0190 | HANDWRITTEN | .0166 | DATA | .0165 | ICA | .0276 |
| BACKGROUND | .0162 | DIGITS | .0154 | SPACE | .0161 | BLIND | .0227 |
| CONTRAST | .0145 | SEGMENTATION | .0142 | KERNELS | .0160 | COMPONENT | .0226 |
| CENTER | .0124 | DIGIT | .0124 | SET | .0146 | SEJNOWSKI | .0224 |
| FEEDBACK | .0118 | IMAGE | .0111 | MACHINES | .0132 | NATURAL | .0183 |
| AUTHOR | PROB. | AUTHOR | PROB. | AUTHOR | PROB. | AUTHOR | PROB. |
| Koch_C | .0903 | Simard_P | .0602 | Scholkopf_B | .0774 | Sejnowski_T | .0627 |
| Boahen_K | .0320 | Martin_G | .0340 | Smola_A | .0685 | Bell_A | .0378 |
| Skrzypek_J | .0283 | LeCun_Y | .0339 | Vapnik_V | .0487 | Yang_H | .0349 |
| Liu_S | .0250 | Henderson_D | .0289 | Burges_C | .0411 | Lee_T | .0348 |
| Delbruck_T | .0232 | Denker_J | .0245 | Ratsch_G | .0296 | Attias_H | .0290 |
| Etienne-C_R | .0210 | Revow_M | .0206 | Mason_L | .0232 | Parra_L | .0271 |
| Bair_W | .0178 | Rashid_M | .0205 | Platt_J | .0225 | Cichocki_A | .0262 |
| Bialek_W | .0133 | Rumelhart_D | .0185 | Cristianini_N | .0179 | Hyvarinen_A | .0242 |
| Yasui_S | .0106 | Sackinger_E | .0181 | Laskov_P | .0160 | Amari_S | .0160 |
| Hsu_K | .0103 | Flann_N | .0142 | Chapelle_O | .0152 | Oja_E | .0143 |

| TOPIC 82 | | TOPIC 7 | | TOPIC 62 | | TOPIC 16 | |
|-------------|-------|---------------|-------|--------------|-------|---------------|-------|
| WORD | PROB. | WORD | PROB. | WORD | PROB. | WORD | PROB. |
| BAYESIAN | .0437 | STATE | .0715 | METHOD | .0497 | HINTON | .0243 |
| POSTERIOR | .0377 | POLICY | .0367 | METHODS | .0349 | SET | .0131 |
| PRIOR | .0333 | ACTION | .0301 | RESULTS | .0314 | WEIGHTS | .0126 |
| PARAMETERS | .0228 | REINFORCEMENT | .0283 | APPROACH | .0270 | COST | .0118 |
| GAUSSIAN | .0183 | STATES | .0244 | BASED | .0239 | SPACE | .0106 |
| DATA | .0183 | FUNCTION | .0190 | TECHNIQUES | .0182 | UNSUPERVISED | .0102 |
| EVIDENCE | .0144 | ACTIONS | .0179 | APPLIED | .0167 | PROCEDURE | .0100 |
| LIKELIHOOD | .0142 | OPTIMAL | .0155 | SINGLE | .0158 | SINGLE | .0097 |
| MACKAY | .0127 | REWARD | .0154 | NUMBER | .0149 | ENERGY | .0092 |
| COVARIANCE | .0126 | AGENT | .0129 | PROBLEMS | .0135 | VISIBLE | .0088 |
| AUTHOR | PROB. | AUTHOR | PROB. | AUTHOR | PROB. | AUTHOR | PROB. |
| Williams_C | .0854 | Singh_S | .1293 | Sejnowski_T | .0121 | Hinton_G | .1959 |
| Bishop_C | .0504 | Barto_A | .0554 | Baluja_S | .0101 | Mozer_M | .0915 |
| Barber_D | .0370 | Sutton_R | .0482 | Thrun_S | .0097 | Zemel_R | .0771 |
| Rasmussen_C | .0351 | Parr_R | .0385 | Moody_J | .0095 | Becker_S | .0285 |
| MacKay_D | .0281 | Hansen_E | .0300 | Hinton_G | .0084 | Dayan_P | .0200 |
| Tipping_M | .0225 | Dayan_P | .0249 | Moore_A | .0081 | Seung_H | .0169 |
| Opper_M | .0191 | Thrun_S | .0223 | Barto_A | .0079 | Sejnowski_T | .0127 |
| Sollich_P | .0160 | Tsitsiklis_J | .0222 | Bengio_Y | .0079 | Ghahramani_Z | .0113 |
| Sykacek_P | .0153 | Dietterich_T | .0206 | Singh_S | .0078 | Nowlan_S | .0102 |
| Wolpert_D | .0141 | Loch_J | .0163 | Dietterich_T | .0068 | Schraudolph_N | .0098 |

Fig. 1. 8 examples of topics (out of 100 topics in total) from a model fit to NIPS papers from 1987 to 1999—shown are the 10 most likely words and 10 most likely authors per topic.

| AUTHOR = Jordan_M | | |
|-------------------|--|--|
| PROB. TOPIC | WORDS | |
| .1389 37 | MIXTURE, EM, LIKELIHOOD, EXPERTS, MIXTURES, EXPERT, GATING, PARAMETERS, LOG, JORDAN | |
| .1221 60 | BELIEF, FIELD, STATE, APPROXIMATION, MODELS, VARIABLES, FACTOR, JORDAN, NETWORKS, PARAMETERS | |
| .0598 52 | ALGORITHM, ALGORITHMS, PROBLEM, STEP, PROBLEMS, LINEAR, UPDATE, FIND, LINE, ITERATIONS | |
| .0449 77 | MOTOR, TRAJECTORY, ARM, INVERSE, HAND, CONTROL, MOVEMENT, JOINT, DYNAMICS, FORWARD | |

| AUTHOR = Koch_C | | |
|-----------------|--|--|
| PROB. TOPIC | WORDS | |
| .2518 4 | LIGHT, RESPONSE, INTENSITY, RETINA, OPTICAL, KOCH, BACKGROUND, CONTRAST, CENTER, FEEDBACK | |
| .0992 45 | VISUAL, STIMULUS, CORTEX, SPATIAL, ORIENTATION, RESPONSE, CORTICAL, RECEPTIVE, TUNING, STIMULI | |
| .0882 84 | SPIKE, FIRING, SYNAPTIC, SYNAPSES, MEMBRANE, POTENTIAL, CURRENT, SPIKES, RATE, SYNAPSE | |
| .0504 64 | CIRCUIT, CURRENT, VOLTAGE, ANALOG, CHIP, VLSI, CIRCUITS, SILICON, PULSE, MEAD | |

| AUTHOR = LeCun_Y | | |
|------------------|--|--|
| PROB. TOPIC | WORDS | |
| .2298 13 | RECOGNITION, CHARACTER, TANGENT, CHARACTERS, DISTANCE, HANDWRITTEN, DIGITS, SEGMENTATION, DIGIT, IMAGE | |
| .0930 53 | GRADIENT, FUNCTION, DESCENT, ERROR, VECTOR, DERIVATIVE, DERIVATIVES, OPTIMIZATION, PARAMETERS, LOCAL | |
| .0930 69 | LAYER, WEIGHTS, PROPAGATION, BACK, OUTPUT, LAYERS, INPUT, NUMBER, WEIGHT, FORWARD | |
| .0762 36 | INPUT, OUTPUT, INPUTS, OUTPUTS, VALUES, ARCHITECTURE, SUM, ADAPTIVE, PREVIOUS, PROCESSING | |

| AUTHOR = Sejnowski_T | | |
|----------------------|--|--|
| PROB. TOPIC | WORDS | |
| .0927 9 | SOURCE, INDEPENDENT, SOURCES, SEPARATION, INFORMATION, ICA, BLIND, COMPONENT, SEJNOWSKI, NATURAL | |
| .0852 45 | VISUAL, STIMULUS, CORTEX, SPATIAL, ORIENTATION, RESPONSE, CORTICAL, RECEPTIVE, TUNING, STIMULI | |
| .0495 36 | INPUT, OUTPUT, INPUTS, OUTPUTS, VALUES, ARCHITECTURE, SUM, ADAPTIVE, PREVIOUS, PROCESSING | |
| .0439 74 | MOTION, FIELD, DIRECTION, RECEPTIVE, FIELDS, VELOCITY, MOVING, FLOW, DIRECTIONS, ORDER | |

| AUTHOR = Vapnik_V | | |
|-------------------|---|--|
| PROB. TOPIC | WORDS | |
| .3374 28 | KERNEL, VECTOR, SUPPORT, MARGIN, SVM, DATA, SPACE, KERNELS, SET, MACHINES | |
| .1243 44 | LOSS, ESTIMATION, METHOD, ESTIMATE, PARAMETER, INFORMATION, ENTROPY, BASED, LOG, NEURAL | |
| .0943 72 | BOUND, BOUNDS, THEOREM, EXAMPLES, DIMENSION, FUNCTIONS, CLASS, PROBABILITY, NUMBER, RESULTS | |
| .0669 92 | ERROR, TRAINING, GENERALIZATION, EXAMPLES, SET, ENSEMBLE, TEST, FUNCTION, LINEAR, ERRORS | |

Fig. 2. Selected authors from the NIPS corpus, and four high-probability topics for each author from the author-topic model. Topics unrelated to technical content (such as topics containing words such as *results*, *methods*, *experiments*, etc.) were excluded.

ing the challenges of modeling large document collections. For many document collections, neither predefined topics nor labeled documents may be available. Furthermore, there is considerable motivation to uncover hidden topic structure in large corpora, particularly in rapidly changing fields such as computer science and biology, where predefined topic categories may not reflect dynamically evolving content.

Topic models provide an unsupervised method for extracting an interpretable representation from a collection of documents. Prior work on automatic extraction of representations from text has used a number of different approaches. One general approach, in the context of the general “bag of words” framework, is to represent high-dimensional term vectors in a lower-dimensional space. Local regions in the lower-dimensional space can then be associated with specific topics. For example, the WEBSOM system [Lagus et al. 1999] uses non-linear dimensionality reduction via self-organizing maps to represent term vectors in a two-dimensional layout. Linear projection techniques, such as latent semantic indexing (LSI), are also widely used (e.g., Berry et al. [1994]). Deerwester et al. [1990], while not using the term “topics” per se, state:

ACM Transactions on Information Systems, Vol. V, No. N, March 2009.

In various problems, we have approximated the original term-document matrix using 50-100 orthogonal factors or derived dimensions. Roughly speaking, these factors may be thought of as artificial concepts; they represent extracted common meaning components of many different words and documents.

A well-known drawback of the LSI approach is that the resulting representation is often hard to interpret. The derived dimensions indicate axes of a space, but there is no guarantee that such dimensions will make sense to the user of the method. Another limitation of LSI is that it implicitly assumes a Gaussian (squared-error) noise model for the word-count data, which can lead to implausible results such as predictions of negative counts.

A different approach to unsupervised topic extraction relies on clustering documents into groups containing (presumably) similar semantic content. A variety of well-known document clustering techniques have been used for this purpose (e.g., Cutting et al. [1992]; McCallum et al. [2000]; Popescul et al. [2000]; Dhillon and Modha [2001]). Each cluster of documents can then be associated with a latent topic as represented (for example) by the mean term vector for documents in the cluster. While clustering can provide useful broad information about topics, clusters are inherently limited by the fact that each document is (typically) only associated with one cluster. This is often at odds with the multi-topic nature of text documents in many contexts—combinations of diverse topics within a single document are difficult to represent. For example, the present paper contains at least two significantly different topics: document modeling and Bayesian estimation. For this reason, other representations that allow documents to be composed of multiple topics generally provide better models for sets of documents (e.g., better out of sample predictions, Blei et al. [2003]).

There are several generative models for document collections that model individual documents as mixtures of topics. Hofmann [1999] introduced the aspect model (also referred to as probabilistic LSI, or pLSI) as a probabilistic alternative to projection and clustering methods. In pLSI, topics are modeled as multinomial probability distributions over words, and documents are assumed to be generated by the activation of multiple topics. While the pLSI model produced impressive results on a number of text document problems such as information retrieval, the parameterization of the model was susceptible to overfitting and did not provide a straightforward way to make inferences about documents not seen in the training data. Blei et al. [2003] addressed these limitations by proposing a more general Bayesian probabilistic topic model called latent Dirichlet allocation (LDA). The parameters of the LDA model (the topic-word and document-topic distributions) are estimated using an approximate inference technique known as variational EM, since standard estimation methods are intractable. Griffiths and Steyvers [2004] further showed how Gibbs sampling, a Markov chain Monte Carlo technique, could be applied to the problem of parameter estimation for this model with relatively large data sets.

More recent research on topic models in information retrieval has focused on including additional sources of information to constrain the learned topics. For example, Cohn and Hofmann [2001] proposed an extension of pLSI to model both the

document content as well as citations or hyperlinks between documents. Similarly, Erosheva et al. [2004] extended the LDA model to model both text and citations and applied their model to scientific papers from the Proceedings of the National Academy of Sciences. Other recent work on topic models focused on incorporating correlations among topics [Blei and Lafferty 2006a; Li and McCallum 2006], incorporating time dependent topics [Blei and Lafferty 2006b], and incorporating context [Mei and Zhai 2006].

Our aim in this paper is to extend probabilistic topic models to include authorship information. Joint author-topic modeling has received little or no attention as far as we are aware. The areas of stylometry, authorship attribution, and forensic linguistics focus on the related but different problem of identifying which author (among a set of possible authors) wrote a particular piece of text [Holmes 1998]. For example, Mosteller and Wallace [1964] used Bayesian techniques to infer whether Hamilton or Madison was the more likely author of disputed Federalist papers. More recent work of a similar nature includes authorship analysis of a purported poem by Shakespeare [Thisted and Efron 1987], identifying authors of software programs [Gray et al. 1997], and the use of techniques such as neural networks [Kjell 1994] and support vector machines [Diederich et al. 2003] for author identification.

These author identification methods emphasize the use of distinctive stylistic features (such as sentence length) that characterize a specific author. In contrast, the models we present here focus on extracting the general semantic content of a document, rather than the stylistic details of how it was written. For example, in our model we omit common “stop” words since they are generally irrelevant to the topic of the document—however, the distributions of stop words can be quite useful in stylometry. While topic information could be usefully combined with stylistic features for author classification we do not pursue this idea in this particular paper.

Graph-based and network-based models are also frequently used as a basis for representation and analysis of relations among scientific authors. For example, McCain [1990], Newman [2001], Mutschke [2003] and Erten et al. [2003] use a variety of methods from bibliometrics, social networks, and graph theory to analyze and visualize co-author and citation relations in the scientific literature. Kautz et al. [1997] developed the interactive ReferralWeb system for exploring networks of computer scientists working in artificial intelligence and information retrieval, and White and Smyth [2003] used PageRank-style ranking algorithms to analyze co-author graphs. In all of this work only the network connectivity information is used—the text information from the underlying documents is not used in modeling. Thus, while the grouping of authors via these network models can implicitly provide indications of latent topics, there is no explicit representation of the topics in terms of the content (the words) of the documents.

This paper is about a novel probabilistic model that represents both authors and topics. It extends the previous work introduced by the authors in Steyvers et al. [2004]; Rosen-Zvi et al. [2004] by providing a systematic comparison of the author-topic model to other existing models, showing how the author-topic model can be applied as an extension of the LDA model with the use of fictitious authors and illustrating a number of applications of the model.

The outline of the paper is as follows: Section 2 describes the author-topic model

and Section 3 outlines how the parameters of the model (the topic-word distributions and author-topic distributions) can be learned from training data consisting of documents with known authors. Section 4 discusses the application of the model to three different document collections: papers from the NIPS conferences, abstracts from the CiteSeer collection, and emails from Enron. The section includes a general discussion of convergence and stability in learning, and examples of specific topics and specific author models that are learned by the algorithm. In Section 5 we describe illustrative applications of the model, including detecting unusual papers for selected authors and detecting which parts of a text were written by different authors. Section 6 compares and contrasts the proposed author-topic model with a number of related models, including the LDA model, a simple author model (with no topics), and a model allowing “fictitious authors”, and includes experiments quantifying test set perplexity and precision-recall, for different models. Section 7 contains a brief discussion and concluding comments.

2. THE AUTHOR-TOPIC (AT) MODEL

In this section we introduce the author-topic model. The author topic model belongs to a family of generative models for text where words are viewed as discrete random variables, a document contains a fixed number of words, and each word takes one value from a predefined vocabulary. We will use integers to denote the entries in the vocabulary, with each word w taking a value from $1, \dots, W$ where W is the number of unique words in the vocabulary. A document d is represented as a vector of words, \mathbf{w}_d , with N_d entries. A corpus with D documents is represented as a concatenation of the document vectors, which we will denote \mathbf{w} , having $N = \sum_{d=1}^D N_d$ entries. In addition to these words, we have information about the authors of each document. We define \mathbf{a}_d to be the set of authors of document d . \mathbf{a}_d consists of elements that are integers from $1, \dots, A$, where A is the number of authors who generated the documents in the corpus. A_d will be used to denote the number of authors of document d .

To illustrate this notation, consider a simple example. Say we have $D = 3$ documents in the corpus, written by $A = 2$ authors that use a vocabulary with $W = 1000$ unique words. The first author (author 1) wrote paper 1, author 2 wrote paper 2, and they co-authored paper 3. According to our notation, $\mathbf{a}_1 = (1)$, $\mathbf{a}_2 = (2)$ and $\mathbf{a}_3 = (1, 2)$, and $A_1 = 1$, $A_2 = 1$, and $A_3 = 2$. Say the first document contains a single line, “*Language Modeling*” has an abundance of interesting research problems. We can remove stop words such as *has*, *an*, and *of*, to leave a document with 6 words. If *language* is the 8th entry in the vocabulary, *modeling* is the 12th, and *abundance* is the 115th, then $w_{11} = 8$, $w_{12} = 12$, $w_{13} = 115$, and so on.

The author-topic model is a hierarchical generative model in which each word w in a document is associated with two latent variables: an author, x and a topic, z . These latent variables augment the N -dimensional vector \mathbf{w} (indicating the values of all words in the corpus) with two additional N -dimensional vectors \mathbf{z} and \mathbf{x} , indicating topic and author assignments for the N words.

For the purposes of estimation, we assume that the set of authors of each document is observed. This leaves unresolved the issue of having unobserved authors, and avoids the need to define a prior on authors, which is outside of the scope of

Table I. Symbols associated with the author-topic model, as used in this paper.

| | | |
|--|------------------------------|---|
| Authors of the corpus | \mathcal{A} | Set |
| Authors of the d^{th} document | \mathbf{a}_d | A_d -dimensional vector |
| Number of authors of the d^{th} document | A_d | Scalar |
| Number of words assigned to author and topic | C^{TA} | $T \times A$ matrix |
| Number of words assigned to topic and word | C^{WT} | $W \times T$ matrix |
| Set of authors and words in the training data | $\mathcal{D}^{\text{train}}$ | Set |
| Number of authors | A | Scalar |
| Number of documents | D | Scalar |
| Number of words in the d^{th} document | N_d | Scalar |
| Number of words in the corpus | N | Scalar |
| Number of topics | T | Scalar |
| Vocabulary Size | W | Scalar |
| Words in the d^{th} document | \mathbf{w}_d | N_d -dimensional vector |
| Words in the corpus | \mathbf{w} | N -dimensional vector |
| i^{th} word in the d^{th} document | w_{di} | i^{th} component of \mathbf{w}_d |
| Author assignments | \mathbf{x} | N -dimensional vector |
| Author assignment for word w_{di} | x_{di} | i^{th} component of \mathbf{x}_d |
| Topic assignments | \mathbf{z} | N -dimensional vector |
| Topic assignment for word w_{di} | z_{di} | i^{th} component of \mathbf{z}_d |
| Dirichlet prior | α | Scalar |
| Dirichlet prior | β | Scalar |
| Probabilities of words given topics | Φ | $W \times T$ matrix |
| Probabilities of words given topic t | ϕ_t | W -dimensional vector |
| Probabilities of topics given authors | Θ | $T \times A$ matrix |
| Probabilities of topics given author a | θ_a | T -dimensional vector |

this paper. Each author is associated with a multinomial distribution over topics. Conditioned on the set of authors and their distributions over topics, the process by which a document is generated can be summarized as follows: first, an author is chosen uniformly at random for each word that will appear in the document; next, a topic is sampled for each word from the distribution over topics associated with the author of that word; finally, the words themselves are sampled from the distribution over words associated with each topic.

This generative process can be expressed more formally by defining some of the other variables in the model. Assume we have T topics. We can parameterize the multinomial distribution over topics for each author using a matrix Θ of size $T \times A$, with elements θ_{ta} that stand for the probability of assigning topic t to a word generated by author a . Thus $\sum_{t=1}^T \theta_{ta} = 1$, and for simplicity of notation we will drop the index t when convenient and use θ_a to stand for the a^{th} column of the matrix. The multinomial distributions over words associated with each topic are parameterized by a matrix Φ of size $W \times T$, with elements ϕ_{wt} that stand for the probability of generating word w from topic t . Again, $\sum_{w=1}^W \phi_{wt} = 1$, and ϕ_t stands for the t^{th} column of the matrix. These multinomial distributions are assumed to be generated from symmetric Dirichlet priors with hyperparameters α and β respectively. In the results in this paper we assume that these hyperparameters are fixed. Table I summarizes this notation.

The sequential procedure of first picking an author followed by picking a topic then generating a word according to the probability distributions above leads to

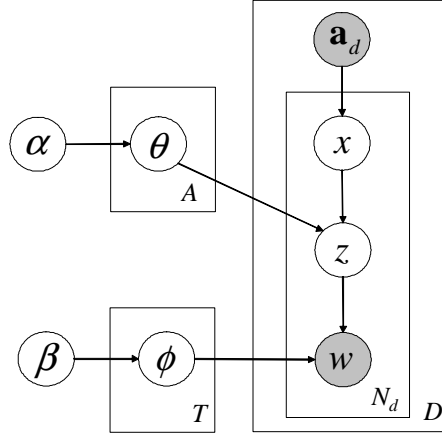


Fig. 3. Graphical model for the author-topic model.

the following generative process:

1. For each author $a = 1, \dots, A$ choose $\theta_a \sim \text{Dirichlet}(\alpha)$
 For each topic $t = 1, \dots, T$ choose $\phi_t \sim \text{Dirichlet}(\beta)$
2. For each document $d = 1, \dots, D$
 Given the vector of authors \mathbf{a}_d
 For each word $i = 1, \dots, N_d$
 Conditioned on \mathbf{a}_d choose an author $x_{di} \sim \text{Uniform}(\mathbf{a}_d)$
 Conditioned on x_{di} choose a topic $z_{di} \sim \text{Discrete}(\theta_{x_{di}})$
 Conditioned on z_{di} choose a word $w_{di} \sim \text{Discrete}(\phi_{z_{di}})$

The graphical model corresponding to this process is shown in Figure 3. Note that by defining the model we fix the number of possible topics to T . In circumstances where the number of topics is not determined by the application, methods such as comparison of Bayes factors (e.g., Griffiths and Steyvers [2004]) or non-parametric Bayesian statistics (e.g., Teh et al. [2005]) can be used to infer T from a data set. In this paper, we will deal with the case where T is fixed.

Under this generative process, each topic is drawn independently when conditioned on Θ , and each word is drawn independently when conditioned on Φ and \mathbf{z} . The probability of the corpus \mathbf{w} , conditioned on Θ and Φ (and implicitly on a fixed number of topics T), is

$$P(\mathbf{w}|\Theta, \Phi, \mathcal{A}) = \prod_{d=1}^D P(\mathbf{w}_d|\Theta, \Phi, \mathbf{a}_d). \quad (1)$$

We can obtain the probability of the words in each document, \mathbf{w}_d by summing over

the latent variables \mathbf{x} and \mathbf{z} , to give

$$\begin{aligned}
P(\mathbf{w}_d|\Theta, \Phi, \mathcal{A}) &= \prod_{i=1}^{N_d} P(w_{di}|\Theta, \Phi, \mathbf{a}_d) \\
&= \prod_{i=1}^{N_d} \sum_{a=1}^A \sum_{t=1}^T P(w_{di}, z_{di} = t, x_{di} = a|\Theta, \Phi, \mathbf{a}_d) \\
&= \prod_{i=1}^{N_d} \sum_{a=1}^A \sum_{t=1}^T P(w_{di}|z_{di} = t, \Phi)P(z_{di} = t|x_{di} = a, \Theta)P(x_{di} = a|\mathbf{a}_d) \\
&= \prod_{i=1}^{N_d} \frac{1}{A_d} \sum_{a \in \mathbf{a}_d} \sum_{t=1}^T \phi_{w_{di}t} \theta_{ta}, \tag{2}
\end{aligned}$$

where the factorization in the third line makes use of the conditional independence assumptions of the model. The last line in the equations above expresses the probability of the words \mathbf{w} in terms the entries of the parameter matrices Φ and Θ introduced earlier. The probability distribution over author assignments, $P(x_{di} = a|\mathbf{a}_d)$, is assumed to be uniform over the elements of \mathbf{a}_d , and deterministic if $A_d = 1$. The probability distribution over topic assignments, $P(z_{di} = t|x_{di} = a, \Theta)$ is the multinomial distribution θ_a in Θ that corresponds to author a , and the probability of a word given a topic assignment, $P(w_{di}|z_{di} = t, \Phi)$ is the multinomial distribution ϕ_t in Φ that corresponds to topic t .

Equations 1 and 2 can be used to compute the probability of a corpus \mathbf{w} conditioned on Θ and Φ , i.e., the likelihood of a corpus. If Θ and Φ are treated as parameters of the model, this likelihood can be used in maximum-likelihood or maximum-a-posteriori estimation. Another strategy is to treat Θ and Φ as random variables, and compute the marginal probability of a corpus by integrating them out. Under this strategy, the probability of \mathbf{w} becomes

$$\begin{aligned}
P(\mathbf{w}|\mathcal{A}, \alpha, \beta) &= \int_{\Theta} \int_{\Phi} P(\mathbf{w}|\mathcal{A}, \Theta, \Phi)p(\Theta, \Phi|\alpha, \beta)d\Theta d\Phi \\
&= \int_{\Theta} \int_{\Phi} \left[\prod_{d=1}^D \prod_{i=1}^{N_d} \frac{1}{A_d} \sum_{a \in \mathbf{a}_d} \sum_{t=1}^T \phi_{w_{di}t} \theta_{ta} \right] p(\Theta, \Phi|\alpha, \beta)d\Theta d\Phi,
\end{aligned}$$

where $p(\Theta, \Phi|\alpha, \beta) = p(\Theta|\alpha)p(\Phi|\beta)$ are the Dirichlet priors on Θ and Φ defined earlier.

3. LEARNING THE AUTHOR-TOPIC MODEL FROM DATA

The author-topic model contains two continuous random variables, Θ and Φ . Various approximate inference methods have recently been employed for estimating the posterior distribution for continuous random variables in hierarchical Bayesian models. These approximate inference algorithms range from variational inference [Blei et al. 2003] and expectation propagation [Minka and Lafferty 2002] to MCMC schemes [Pritchard et al. 2000; Griffiths and Steyvers 2004; Buntine and Jakulin 2004]. The inference scheme used in this paper is based upon a Markov chain Monte Carlo (MCMC) algorithm or more specifically, Gibbs sampling. While MCMC is

not necessarily as computationally efficient as approximation schemes such as variational inference and expectation propagation, it is unbiased and has been successfully used in several recent large scale applications of topic models [Buntine and Jakulin 2004; Griffiths and Steyvers 2004].

Our aim is to estimate the posterior distribution, $p(\Theta, \Phi | \mathcal{D}^{\text{train}}, \alpha, \beta)$. Samples from this distribution can be useful in many applications, as illustrated in Section 4.3. This is also the distribution used for evaluating the predictive power of the model (e.g., see Section 6.4) and for deriving other quantities, such as the most surprising paper for an author (Section 5).

Our inference scheme is based upon the observation that

$$p(\Theta, \Phi | \mathcal{D}^{\text{train}}, \alpha, \beta) = \sum_{\mathbf{z}, \mathbf{x}} p(\Theta, \Phi | \mathbf{z}, \mathbf{x}, \mathcal{D}^{\text{train}}, \alpha, \beta) P(\mathbf{z}, \mathbf{x} | \mathcal{D}^{\text{train}}, \alpha, \beta).$$

We obtain an approximate posterior on Θ and Φ by using a Gibbs sampler to compute the sum over \mathbf{z} and \mathbf{x} . This process involves two steps. First, we obtain an empirical sample-based estimate of $P(\mathbf{z}, \mathbf{x} | \mathcal{D}^{\text{train}}, \alpha, \beta)$ using Gibbs sampling. Second, for any specific sample corresponding to a particular \mathbf{x} and \mathbf{z} , $p(\Theta, \Phi | \mathbf{z}, \mathbf{x}, \mathcal{D}^{\text{train}}, \alpha, \beta)$ can be computed directly by exploiting the fact that the Dirichlet distribution is conjugate to the multinomial. In the next two sections we will explain each of these two steps in turn.

3.1 Gibbs Sampling

Gibbs sampling is a form of Markov chain Monte Carlo, in which a Markov chain is constructed to have a particular stationary distribution (e.g., Gilks et al. [1996]). In our case, we wish to construct a Markov chain which converges to the posterior distribution over \mathbf{x} and \mathbf{z} conditioned on $\mathcal{D}^{\text{train}}$, α , and β . Using Gibbs sampling we can generate a sample from the joint distribution $P(\mathbf{z}, \mathbf{x} | \mathcal{D}^{\text{train}}, \alpha, \beta)$ by (a) sampling an author assignment x_{di} and a topic assignment z_{di} for an individual word w_{di} , conditioned on fixed assignments of authors and topics for all other words in the corpus, and (b) repeating this process for each word. A single Gibbs sampling iteration consists of sequentially performing this sampling of author and topic assignments for each individual word in the corpus.

In Appendix A we show how to derive the following basic equation needed for the Gibbs sampler:

$$P(x_{di} = a, z_{di} = t | w_{di} = w, \mathbf{z}_{-di}, \mathbf{x}_{-di}, \mathbf{w}_{-di}, \mathcal{A}, \alpha, \beta) \propto \frac{C_{wt, -di}^{WT} + \beta}{\sum_{w'} C_{w't, -di}^{WT} + W\beta} \frac{C_{ta, -di}^{TA} + \alpha}{\sum_{t'} C_{t'a, -di}^{TA} + T\alpha} \quad (3)$$

for $a \in \mathbf{a}_d$. Here C^{TA} represents the topic-author count matrix, where $C_{ta, -di}^{TA}$ is the number of words assigned to topic t for author a excluding the topic assignment to word w_{di} . Similarly C^{WT} is the word-topic count matrix, where $C_{wt, -di}^{WT}$ is the number of words from the w^{th} entry in the vocabulary assigned to topic t excluding the topic assignment to word w_{di} . Finally, \mathbf{z}_{-di} , \mathbf{x}_{-di} , \mathbf{w}_{-di} stand for the vector of topic assignments, vector of author assignment and vector of word observations

in all corpus except for the i^{th} word of the d^{th} document, respectively. The other symbols are summarized in Table I. This equation can be manipulated further to obtain the conditional probability of the topic of the i^{th} word given the rest, $P(z_{di} = t | \mathbf{z}_{-di}, \mathbf{x}, \mathcal{D}^{\text{train}}, \alpha, \beta)$, and for the conditional probability of the author of the i^{th} word given the rest, $P(x_{di} = a | \mathbf{z}, \mathbf{x}_{-di}, \mathcal{D}^{\text{train}}, \alpha, \beta)$. In the results in this paper we use a blocked sampler where we sample x_{di} and z_{di} jointly which improves the mixing time of the sampler (e.g. Roberts and Sahu [1997])—empirically we also found an improvement in overall run time compared to sampling x_{di} and z_{di} separately.

The algorithm for Gibbs sampling works as follows. We initialize the author and topic assignments, \mathbf{x} and \mathbf{z} , randomly. In each Gibbs sampling iteration we sequentially draw the topic and author assignment of the d_i^{th} word from the joint conditional distribution in Equation 3 above. After a predefined number of iterations (the so-called burn-in time of the Gibbs sampler) we begin recording samples $\mathbf{x}^s, \mathbf{z}^s$. The burn-in is intended to allow the sampler to approach its stationary distribution—the posterior distribution $P(\mathbf{z}, \mathbf{x} | \mathcal{D}^{\text{train}}, \alpha, \beta)$. In the results in this paper, for the purpose of displaying particular author-topic and topic-word distributions we use the last sample in the chain. When we make predictions we average over the last sample from each of $S = 10$ independent chains. We found that using multiple samples from different chains provided better predictive performance than using multiple samples from the same chain. In Section 4.1 we discuss these issues in more detail.

The worst case time complexity of each iteration of the Gibbs sampler is $O(NA_{max}T)$ where N is the total number of word tokens in the corpus and A_{max} is the maximum number of authors that can be associated with a single document. As the complexity is linear in N , Gibbs sampling can be efficiently carried out on large data sets.

3.2 The posterior on Θ and Φ

Given $\mathbf{z}, \mathbf{x}, \mathcal{D}^{\text{train}}, \alpha$, and β , computing posterior distributions on Θ and Φ is straightforward. Using the fact that the Dirichlet is conjugate to the multinomial, we have

$$\phi_t | \mathbf{z}, \mathcal{D}^{\text{train}}, \beta \sim \text{Dirichlet}(C_{\cdot t}^{WT} + \beta) \quad (4)$$

$$\theta_a | \mathbf{x}, \mathbf{z}, \mathcal{D}^{\text{train}}, \alpha \sim \text{Dirichlet}(C_{\cdot a}^{TA} + \alpha) \quad (5)$$

where $C_{\cdot t}^{WT}$ is the vector of counts of the number of times each word has been assigned to topic t . Evaluating the posterior mean of Φ and Θ given $\mathbf{x}, \mathbf{z}, \mathcal{D}^{\text{train}}, \alpha$, and β is straightforward. From Equations 4 and 5, it follows that

$$E[\phi_{wt} | \mathbf{z}^s, \mathcal{D}^{\text{train}}, \beta] = \frac{(C_{wt}^{WT})^s + \beta}{\sum_{w'} (C_{w't}^{WT})^s + W\beta} \quad (6)$$

$$E[\theta_{ta} | \mathbf{x}^s, \mathbf{z}^s, \mathcal{D}^{\text{train}}, \alpha] = \frac{(C_{ta}^{TA})^s + \alpha}{\sum_{t'} (C_{t'a}^{TA})^s + T\alpha}. \quad (7)$$

where $(C^{WT})^s$ is the matrix of topic-word counts exhibited in \mathbf{z}^s , and s refers to sample s from the Gibbs sampler. These posterior means also provide point

estimates for Φ and Θ , and correspond to the posterior predictive distribution for the next word from a topic and the next topic in a document respectively.

In many applications, we wish to evaluate the expectation of some function of Φ and Θ , such as the likelihood of a document, $P(\mathbf{w}_d|\Theta, \Phi, \mathbf{a}_d)$, given $\mathcal{D}^{\text{train}}$, α , and β . Denoting such a function $f(\Phi, \Theta)$, we can use the results above to define a general strategy for evaluating such expectations. We wish to compute

$$E[f(\Phi, \Theta)|\mathcal{D}^{\text{train}}, \alpha, \beta] = E_{\mathbf{x}, \mathbf{z}} \left[E[f(\Phi, \Theta)|\mathbf{x}, \mathbf{z}, \mathcal{D}^{\text{train}}, \alpha, \beta] \right] \quad (8)$$

$$\approx \frac{1}{S} \sum_{s=1}^S E[f(\Phi, \Theta)|\mathbf{x}^s, \mathbf{z}^s, \mathcal{D}^{\text{train}}, \alpha, \beta] \quad (9)$$

where S is the number of samples obtained from the Gibbs sampler. In practice, computing $E[f(\Phi, \Theta)|\mathbf{x}^s, \mathbf{z}^s, \mathcal{D}^{\text{train}}, \alpha, \beta]$ may be difficult, as it requires integrating the function over the posterior Dirichlet distributions. When this is the case, we use the approximation $E[f(\Phi, \Theta)] \approx f(E[\Phi], E[\Theta])$, where $E[\Phi]$ and $E[\Theta]$ refer to the posterior means given in Equations 6 and 7. This is exact when f is linear, and provides a lower bound when f is convex.

Finally, we note that this strategy will only be effective if $f(\Phi, \Theta)$ is invariant under permutations of the columns of Φ and Θ . Like any mixture model, the author-topic model suffers from a lack of identifiability: the posterior probability of Φ and Θ is unaffected by permuting their columns. Consequently, there need be no correspondence between the values in a particular column across multiple samples produced by the Gibbs sampler.

4. EXPERIMENTAL RESULTS

We trained the author-topic model on three large document data sets. The first is a set of papers from 13 years (1987 to 1999) of the Neural Information Processing (NIPS) Conference¹. This data set contains $D = 1,740$ papers, $A = 2,037$ different authors, a total of $N = 2,301,375$ word tokens, and a vocabulary size of $W = 13,649$ unique words. The second corpus consists of a large collection of extracted abstracts from the CiteSeer digital library [Lawrence et al. 1999], with $D = 150,045$ abstracts with $A = 85,465$ authors and $N = 10,810,003$ word tokens and a vocabulary of $W = 30,799$ unique words. The third corpus is the Enron email data set², where we used a set of $D = 121,298$ emails, with $A = 11,195$ unique authors, and $N = 4,699,573$ word tokens. We preprocessed each set of documents by removing stop words from a standard list.

For each data set we ran 10 different Markov chains, where each was started from a different set of random assignments of authors and topics. Each of the 10 Markov chains was run for a fixed number of 2000 iterations. For the NIPS data set and a 100-topic solution, 2000 iterations of the Gibbs sampler took 12 hours of wall-clock time on a standard 2.5 GHz PC workstation (22 seconds per iteration). For a 300-topic solution, CiteSeer took on the order of 200 hours for 2000 iterations (6 minutes per iteration), and for a 200-topic solution Enron took 23 hours for 2000

¹Available on-line at <http://www.cs.toronto.edu/~roweis/data.html>

²Available on-line at <http://www-2.cs.cmu.edu/~enron/>

iterations (42 seconds per iteration).

As mentioned earlier, in the experiments described in this paper we do not estimate the hyperparameters α and β —instead they are fixed at $50/T$ and 0.01 respectively in each of the experiments described below.

4.1 Analyzing the Gibbs Sampler using Perplexity

Assessing the convergence of the Markov chain used to sample a set of variables is a common issue that arises in applying MCMC techniques. This issue can be divided into two questions: the practical question of when the performance of a model trained by sampling begins to level out, and the theoretical question of when the Markov chain actually reaches the posterior distribution. In general, for real data sets, there is no foolproof method for answering the latter question. In this paper we will focus on the former, using the perplexity of the model on test documents to evaluate when the performance of the model begins to stabilize.

The perplexity score of a new unobserved document d that contains words \mathbf{w}_d , and is conditioned on the known authors of the document \mathbf{a}_d , is defined as

$$\text{Perplexity}(\mathbf{w}_d|\mathbf{a}_d, \mathcal{D}^{\text{train}}) = \exp\left(-\frac{\log p(\mathbf{w}_d|\mathbf{a}_d, \mathcal{D}^{\text{train}})}{N_d}\right) \quad (10)$$

where $p(\mathbf{w}_d|\mathbf{a}_d, \mathcal{D}^{\text{train}})$ is the probability assigned by the author-topic model (trained on $\mathcal{D}^{\text{train}}$) to the words \mathbf{w}_d in the test document, conditioned on the known authors \mathbf{a}_d of the test document, and where N_d is the number of words in the test document. To simplify notation here we dropped the explicit dependency on the hyperparameters α, β . For multiple test documents, we report the average perplexity over documents, i.e., $\langle \text{Perplexity} \rangle = \sum_{d=1}^{D^{\text{test}}} \text{Perplexity}(\mathbf{w}_d|\mathbf{a}_d, \mathcal{D}^{\text{train}}) / D^{\text{test}}$. Here $\mathcal{D}^{\text{test}}$ stands for the set of documents that were held out for testing and D^{test} is the number of the documents in this testing set. The lower the perplexity the better the performance of the model.

We can obtain an approximate estimate of perplexity by averaging over multiple samples, as in Equation 9:

$$p(\mathbf{w}_d|\mathbf{a}_d, \mathcal{D}^{\text{train}}) \approx \frac{1}{S} \sum_{s=1}^S \prod_{i=1}^{N_d} \left[\frac{1}{A_d} \sum_{a \in \mathbf{a}_{d,t}} E[\theta_{ta} \phi_{w_{di}t} | \mathbf{x}^s, \mathbf{z}^s, \mathcal{D}^{\text{train}}, \alpha, \beta] \right].$$

In order to ensure that the sampler output covers the entire space we run multiple replications of the MCMC, i.e., the samples are generated from multiple chains, each starting at a different state (e.g., [Brooks 1998]). Empirical results with both the CiteSeer and NIPS data sets, using different values for S , indicated that $S = 10$ samples is a reasonable choice to get a good approximation of the perplexity.

Figure 4 shows perplexity as a function of the number of iterations of the Gibbs sampler, for a model with 300 topics fit to the CiteSeer data. Samples $\mathbf{x}^s, \mathbf{z}^s$ obtained from the Gibbs sampler after s iterations (where s is the x-axis in the graph) are used to produce a perplexity score on test documents. Each point represents the averaged perplexity over $D^{\text{test}} = 7502$ CiteSeer test documents. The inset in Figure 4 shows the perplexity for two different cases. The upper curves show the perplexity derived from a single sample $S = 1$ (upper curves), for

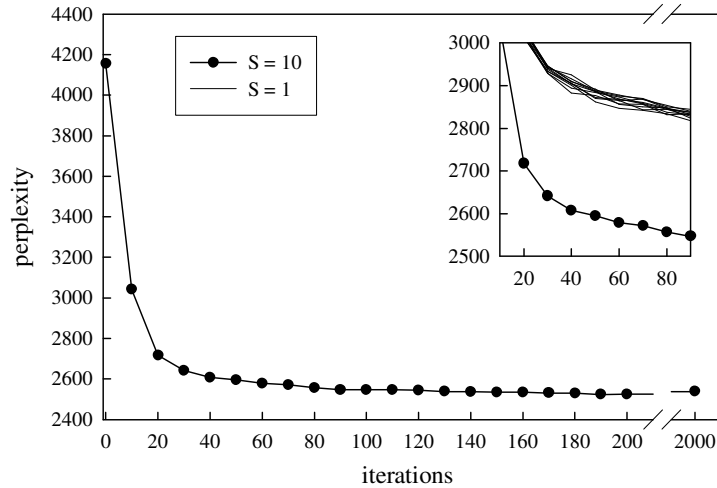


Fig. 4. Perplexity as a function of iterations of the Gibbs sampler for a $T = 300$ model fit to the CiteSeer dataset. The inset shows the perplexity values (upper curves) from 10 individual chains during early iterations of the sampler, while the lower curve shows the perplexity obtained by averaging these 10 chains. The full graph shows the perplexity from averaging again, but now over a larger range of sampling iterations.

10 different such samples (10 different Gibbs sampler runs). The lower curve in the inset shows the perplexity obtained from averaging over $S = 10$ samples. It is clear from the figure that averaging helps, i.e., significantly better predictions (lower perplexity) are obtained when using multiple samples from the Gibbs sampler than just a single sample.

It also appears from Figure 4 that performance of models trained using the Gibbs sampler appears to stabilize rather quickly (after about 100 iterations), at least in terms of perplexity on test documents. While this is far from a formal diagnostic test of convergence, it is nonetheless reassuring, and when combined with the results on topic stability and topic interpretation in the next sections, lends some confidence that the model finds a relatively stable topic-based representation of the corpus. Qualitatively similar results were obtained for the NIPS corpus, i.e., averaging provides a significant reduction in perplexity and the perplexity values “flatten out” after a 100 or so iterations of the Gibbs sampler.

4.2 Topic Stability

While perplexity computations can and should be averaged over different Gibbs sampler runs, other applications of the model rely on the interpretations of individual topics and are based on the analysis of individual samples. Because of exchangeability of the topics, it is possible that quite different topic solutions are found across samples. In practice, however, we have found that the topic solutions are relatively stable across samples, with only a small subset of unique topics appearing in any sample. We assessed topic stability by a greedy alignment algorithm that tries to find the best one-to-one topic correspondences across samples. The algorithm calculates all pairwise symmetrized KL distances between the T topic dis-

| BEST KL = 1.03 | | | | WORST KL = 9.49 | | | |
|----------------|-------|------------|-------|-----------------|-------|---------------|-------|
| sample 1 | | sample 2 | | sample 1 | | sample 2 | |
| topic 81 | | topic 41 | | topic 64 | | topic 22 | |
| WORD | PROB. | WORD | PROB. | WORD | PROB. | WORD | PROB. |
| MOTOR | .0415 | MOTOR | .0405 | ORDER | .1748 | FUNCTION | .0913 |
| TRAJECTORY | .0311 | ARM | .0297 | SCALE | .0527 | ORDER | .0637 |
| ARM | .0267 | TRAJECTORY | .0296 | HIGHER | .0353 | EQUATION | .0482 |
| HAND | .0224 | HAND | .0244 | MULTI | .0281 | TERMS | .0273 |
| MOVEMENT | .0217 | MOVEMENT | .0227 | NOTE | .0276 | TERM | .0269 |
| INVERSE | .0190 | INVERSE | .0209 | VOLUME | .0188 | THEORY | .0138 |
| DYNAMICS | .0188 | JOINT | .0208 | TERMS | .0185 | APPROXIMATION | .0137 |
| CONTROL | .0181 | DYNAMICS | .0179 | STRUCTURE | .0170 | FUNCTIONS | .0137 |
| JOINT | .0176 | CONTROL | .0152 | SCALES | .0169 | FORM | .0136 |
| POSITION | .0166 | POSITION | .0152 | INVARIANT | .0117 | OBTAINED | .0126 |

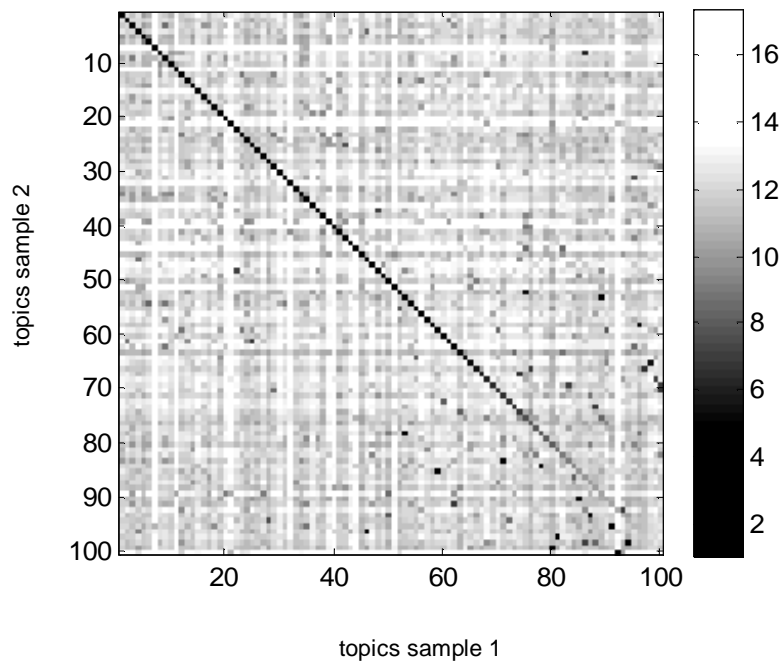


Fig. 5. Topic stability across two different runs on the NIPS corpus: best and worst aligned topics (top), and KL distance matrix between topics (bottom).

tributions over words from two different samples (in this analysis, we ignored the accompanying distributions over authors). It starts by finding the topic pair with lowest (symmetrized) KL distance and places those in correspondence, followed in a greedy fashion with the next best topic pair.

Figure 5 illustrates the alignment results for two 100 topic samples for the NIPS data set taken at 2000 iterations from different Gibbs sampler runs. The bottom

panel shows the rearranged distance matrix that shows a strong diagonal structure. Darker colors indicate lower KL distances. The top panel shows the best and worst aligned pair of topics across two samples (corresponding to the top-left and bottom-right pair of topics on the diagonal of the distance matrix). The best aligned topic pair has an almost identical probability distribution over words whereas the worst aligned topic pair shows no correspondence at all. Roughly 80 of 100 topics have a reasonable degree of correspondence that would be associated with the same subjective interpretation. We obtained similar results for the CiteSeer data set.

4.3 Interpreting Author-Topic Model Results

We can use point estimates of the author-topic parameters to look at specific author-topic and topic-word distributions and related quantities that can be derived from these parameters (such as the probability of an author given a randomly selected word from a topic). In the results described below we take a specific sample $\mathbf{x}^s, \mathbf{z}^s$ after 2000 iterations from a single (arbitrarily selected) Gibbs run, and then generate point estimates of Φ and Θ using Equation 7. Equations for computing the conditional probabilities in the different tables are provided in Appendix B.

Complete lists of tables for the 100-topic NIPS model and the 300-topic CiteSeer model are available at <http://www.datalab.uci.edu/author-topic>.

4.3.1 Examples from a NIPS Author-Topic Model. The NIPS conference is characterized by contributions from a number of different research communities within both machine learning and neuroscience. Figure 1 illustrates examples of 8 topics (out of 100) as learned by the model for the NIPS corpus. Each topic is illustrated with (a) the top 10 words most likely to be generated conditioned on the topic, and (b) the top 10 most likely authors to have generated a word conditioned on the topic. The first 6 topics we selected for display (left to right across the top and the first two on the left on the bottom) are quite specific representations of different topics that have been popular at the NIPS conference over the time-period 1987–99: visual modeling, handwritten character recognition, SVMs and kernel methods, source separation methods, Bayesian estimation, and reinforcement learning. For each topic, the top 10 most likely authors are well-known authors in terms of NIPS papers written on these topics (e.g., Singh, Barto, and Sutton in reinforcement learning). While most (order of 80 to 90%) of the 100 topics in the model are similarly specific in terms of semantic content, the remaining 2 topics we display illustrate some of the other types of “topics” discovered by the model. Topic 62 is somewhat generic, covering a broad set of terms typical to NIPS papers, with a somewhat flatter distribution over authors compared to other topics. These types of topics tend to be broadly spread over many documents in the corpus, and can be viewed as syntactic in the context of NIPS papers. In contrast, the “semantic content topics” (such as the first 6 topics in Figure 1) are more narrowly concentrated within a smaller set of documents. Topic 16 is somewhat oriented towards Geoff Hinton’s group at the University of Toronto, containing the words that commonly appeared in NIPS papers authored by members of that research group, with an author list consisting largely of Hinton and his students and collaborators.

4.3.2 Examples from a CiteSeer Author-Topic Model. Results from a 300 topic model for a set of 150,000 CiteSeer abstracts are shown in Figure 6, again in terms

| TOPIC 54 | | TOPIC 136 | | TOPIC 23 | | TOPIC 49 | | TOPIC 82 | |
|--------------|-------|-------------|-------|-------------|-------|--------------|-------|---------------|-------|
| WORD | PROB. | WORD | PROB. | WORD | PROB. | WORD | PROB. | WORD | PROB. |
| BAYESIAN | .0743 | DATA | .1577 | RETRIEVAL | .1209 | QUERY | .1798 | STARS | .0165 |
| MODEL | .0505 | MINING | .0671 | INFORMATION | .0623 | QUERIES | .1262 | OBSERVATIONS | .0160 |
| MODELS | .0401 | DISCOVERY | .0425 | TEXT | .0539 | DATABASE | .0432 | SOLAR | .0153 |
| PRIOR | .0277 | ASSOCIATION | .0326 | DOCUMENTS | .0422 | RELATIONAL | .0396 | RAY | .0134 |
| DATA | .0271 | ATTRIBUTES | .0325 | DOCUMENT | .0329 | DATABASES | .0298 | MAGNETIC | .0130 |
| MIXTURE | .0254 | LARGE | .0288 | QUERY | .0243 | DATA | .0159 | GALAXIES | .0129 |
| INFERENCE | .0222 | DATABASES | .0234 | CONTENT | .0241 | OPTIMIZATION | .0147 | MASS | .0126 |
| EM | .0211 | PATTERNS | .0212 | INDEXING | .0238 | RELATIONS | .0127 | EMISSION | .0115 |
| POSTERIOR | .0200 | KNOWLEDGE | .0172 | BASED | .0195 | ANSWER | .0118 | SUBJECT | .0112 |
| STATISTICAL | .0197 | ITEMS | .0171 | USER | .0175 | RESULT | .0115 | DENSITY | .0111 |
| AUTHOR | PROB. | AUTHOR | PROB. | AUTHOR | PROB. | AUTHOR | PROB. | AUTHOR | PROB. |
| Ghahramani_Z | .0098 | Han_J | .0165 | Oard_D | .0094 | Suciu_D | .0120 | Falcke_H | .0167 |
| Koller_D | .0083 | Zaki_M | .0088 | Jones_K | .0064 | Libkin_L | .0098 | Linsky_J | .0152 |
| Friedman_N | .0078 | Cheung_D | .0076 | Croft_W | .0060 | Wong_L | .0093 | Butler_R | .0090 |
| Heckerman_D | .0075 | Liu_B | .0067 | Hawking_D | .0058 | Naughton_J | .0076 | Bjorkman_K | .0068 |
| Jordan_M | .0066 | Mannila_H | .0053 | Callan_J | .0052 | Levy_A | .0066 | Christen.-D_J | .0067 |
| Williams_C | .0058 | Rastogi_R | .0050 | Smeaton_A | .0052 | Abiteboul_S | .0065 | Mursula_K | .0067 |
| Jaakkola_T | .0053 | Hamilton_H | .0050 | Voorhees_E | .0052 | Lenzerini_M | .0058 | Knapp_G | .0065 |
| Hinton_G | .0052 | Shim_K | .0047 | Schauble_P | .0047 | Raschid_L | .0055 | Nagar_N | .0059 |
| Raferty_A | .0050 | Toivonen_H | .0047 | Singhal_A | .0042 | DeWitt_D | .0055 | Cranmer_S | .0055 |
| Tresp_V | .0049 | Ng_R | .0047 | Fuhr_N | .0042 | Ross_K | .0051 | Gregg_M | .0055 |

Fig. 6. Examples of topics and authors learned from the CiteSeer corpus.

| topic 182 | | topic 113 | | topic 23 | | topic 54 | | topic 18 | |
|------------|-------|-----------|-------|---------------|-------|------------|-------|-------------|-------|
| WORD | PROB. | WORD | PROB. | WORD | PROB. | WORD | PROB. | WORD | PROB. |
| TEXANS | .0145 | GOD | .0357 | ENVIRONMENTAL | .0291 | FERC | .0554 | POWER | .0915 |
| WIN | .0143 | LIFE | .0272 | AIR | .0232 | MARKET | .0328 | CALIFORNIA | .0756 |
| FOOTBALL | .0137 | MAN | .0116 | MTBE | .0190 | ISO | .0226 | ELECTRICITY | .0331 |
| FANTASY | .0129 | PEOPLE | .0103 | EMISSIONS | .0170 | COMMISSION | .0215 | UTILITIES | .0253 |
| SPORTSLINE | .0129 | CHRIST | .0092 | CLEAN | .0143 | ORDER | .0212 | PRICES | .0249 |
| PLAY | .0123 | FAITH | .0083 | EPA | .0133 | FILING | .0149 | MARKET | .0244 |
| TEAM | .0114 | LORD | .0079 | PENDING | .0129 | COMMENTS | .0116 | PRICE | .0207 |
| GAME | .0112 | JESUS | .0075 | SAFETY | .0104 | PRICE | .0116 | UTILITY | .0140 |
| SPORTS | .0110 | SPIRITUAL | .0066 | WATER | .0092 | CALIFORNIA | .0110 | CUSTOMERS | .0134 |
| GAMES | .0109 | VISIT | .0065 | GASOLINE | .0086 | FILED | .0110 | ELECTRIC | .0120 |

Fig. 7. Examples of topics learned from the Enron email corpus.

of top 10 most likely words and top 10 most likely authors per topic. The first four topics describe specific areas within computer science, covering Bayesian learning, data mining, information retrieval, and database querying. The authors associated with each topic are quite specific to the words in that topic. For example, the most likely authors for the Bayesian learning topic are well-known authors who frequently write on this topic at conferences such as UAI and NIPS. Similarly, for the data mining topic, all of the 10 most likely authors are frequent contributors of papers at the annual ACM SIGKDD conference on data mining. The full set of 300 topics discovered by the model for CiteSeer provide a broad coverage of modern computer science and can be explored online using the aforementioned browser tool.

Not all documents in CiteSeer relate to computer science. Topic 82, on the right side of Figure 6, is associated with astronomy. This is due to the fact that CiteSeer does not crawl the Web looking for computer science papers per se, but instead searches for documents that are similar in some sense to a general template format for research papers.

| AUTHOR = Enron General Announcements (509 emails) | | |
|---|-------|---|
| PROB. | TOPIC | WORDS |
| .9420 | 39 | ENRON, EMPLOYEES, DAY, CARD, BUILDING, CALL, PLANTS, MEMBERSHIP, TRANSFER, CENTER |
| .0314 | 200 | DECEMBER, JANUARY, MARCH, NOVEMBER, FEBRUARY, WEEK, FRIDAY, SEPTEMBER, WEDNESDAY, TUESDAY |
| .0028 | 147 | MAIL, CUSTOMER, SERVICE, LIST, SEND, ADDRESS, CONTACT, RECEIVE, BUSINESS, REPLY |
| .0026 | 125 | MEETING, CALL, MONDAY, CONFERENCE, FRIDAY, TIME, THURSDAY, OFFICE, MORNING, TUESDAY |

| AUTHOR = Outlook Migration Team (132 emails) | | |
|--|-------|--|
| PROB. | TOPIC | WORDS |
| .9910 | 82 | OUTLOOK, MIGRATION, NOTES, OWA, INFORMATION, EMAIL, BUTTON, SEND, MAILBOX, ACCESS |
| .0016 | 91 | ENRON, CORP, SERVICES, BROADBAND, EBS, ADDITION, BUILDING, INCLUDES, ATTACHMENT, COMPETITION |
| .0005 | 77 | EMAIL, ADDRESS, INTERNET, SEND, ECT, MESSAGING, BUSINESS, ADMINISTRATION, QUESTIONS, SUPPORT |
| .0004 | 83 | ISSUE, GENERAL, ISSUES, CASE, DUE, INVOLVED, DISCUSSION, MENTIONED, PLACE, POINT |

| AUTHOR = The Motley Fool (145 emails) | | |
|---------------------------------------|-------|---|
| PROB. | TOPIC | WORDS |
| .3593 | 17 | ANALYST, SERVICES, INDUSTRY, TELECOM, ENERGY, MARKETS, FOOL, BANDWIDTH, ESOURCE, TRAINING |
| .0773 | 177 | ACCOUNT, ONLINE, OFFER, TRADE, TIME, INVESTMENT, ACCOUNTS, FREE, INFORMATION, ACCESS |
| .0713 | 169 | HTTP, WWW, GIF, IMAGES, ASP, SPACER, EMAIL, CGI, HTML, CLICK |
| .0660 | 200 | DECEMBER, JANUARY, MARCH, NOVEMBER, FEBRUARY, WEEK, FRIDAY, SEPTEMBER, WEDNESDAY, TUESDAY |

| AUTHOR = Individual A (411 emails) | | |
|------------------------------------|-------|--|
| PROB. | TOPIC | WORDS |
| .1855 | 105 | CUSTOMERS, RATE, PG, CPUC, SCE, UTILITY, ACCESS, CUSTOMER, DECISION, DIRECT |
| .1289 | 54 | FERC, MARKET, ISO, COMMISSION, ORDER, FILING, COMMENTS, PRICE, CALIFORNIA, FILED |
| .0920 | 44 | MILLION, BILLION, YEAR, NEWS, CORP, CONTRACTS, GAS, COMPANY, COMPANIES, WATER |
| .0719 | 124 | STATE, PUBLIC, DAVIS, SAN, GOVERNOR, COMMISSION, GOV, SUMMER, COSTS, HOUR |

| AUTHOR = Individual B (193 emails) | | |
|------------------------------------|-------|---|
| PROB. | TOPIC | WORDS |
| .2590 | 178 | CAPACITY, GAS, EL, PASO, PIPELINE, MMBTU, CALIFORNIA, SHIPPERS, MCMF, RATE |
| .0902 | 74 | GAS, CONTRACT, DAY, VOLUMES, CHANGE, DAILY, DAN, MONTH, KIM, CONTRACTS |
| .0645 | 70 | GOOD, TIME, WORK, TALK, DON, BACK, WEEK, DIDN, THOUGHT, SEND |
| .0599 | 116 | SYSTEM, FACILITIES, TIME, EXISTING, SERVICES, BASED, ADDITIONAL, CURRENT, END, AREA |

| AUTHOR = Individual C (159 emails) | | |
|------------------------------------|-------|--|
| PROB. | TOPIC | WORDS |
| .1268 | 42 | MEXICO, ARGENTINA, ANDREA, BRAZIL, TAX, OFFICE, LOCAL, RICHARD, COPY, STAFF |
| .1045 | 189 | AGREEMENT, ENA, LANGUAGE, CONTRACT, TRANSACTION, DEAL, FORWARD, REVIEW, TERMS, QUESTIONS |
| .0815 | 176 | MARK, TRADING, LEGAL, LONDON, DERIVATIVES, ENRONONLINE, TRADE, ENTITY, COUNTERPARTY, HOUSTON |
| .0784 | 135 | SUBJECT, REQUIRED, INCLUDING, BASIS, POLICY, BASED, APPROVAL, APPROVED, RIGHTS, DAYS |

Fig. 8. Selected “authors” from the Enron data set, and the four highest probability topics for each author from the author-topic model.

4.4 Examples from an Enron Author-Topic Model

Figure 7 shows a set of topics from a model trained on a set of 120,000 publicly available Enron emails. We automatically removed all text from the emails that was not necessarily written by the sender, such as attachments or text that could be clearly identified as being from an earlier email (e.g., in reply quotes). The topics learned by the model span both topics that one might expect to see discussed in emails within a company that deals with energy (topics 23 and 54) as well as “topical” topics such as topic 18 that directly relate to the California energy crisis in 2001–2002. Two of the topics are not directly related to official Enron business, but instead describe employees’ personal interests such as Texas sports (182) and Christianity (113).

Figure 8 shows a table with the most likely topics for 6 of the 11,195 possible authors (email accounts). The first three are institutional accounts: Enron

General Announcements, Outlook Migration Team (presumably an internal email account at Enron for announcements related to the Outlook email program), and The Motley Fool (a company that provides financial education and advice). The topics associated with these authors are quite intuitive. The most likely topic ($p = 0.942$) for Enron General Announcements is a topic with words that might typically be associated with general corporate information for Enron employees. The topic distribution for the Outlook Migration Team is skewed towards a single topic ($p = 0.991$) containing words that are quite specific to the Outlook email program. Likely topics for the Motley Fool include both finance and investing topics, as well as topics with HTML-related words and a topic for dates. The other 3 authors shown in Figure 8 correspond to email accounts for specific individuals in Enron—although the original data identifies individual names for these accounts we do not show them here to respect the privacy of these individuals. Author A’s topics are typical of what we might expect of a senior employee in Enron, with topics related to rates and customers, to the FERC (Federal Energy Regulatory Commission), and to the California energy crisis (including mention of the California governor at the time, Gray Davis). Author B’s topics are focused more on day-to-day Enron operations (pipelines, contracts, and facilities) with an additional topic for more personal matters (“good, time”, etc). Finally, Author C appears to be involved in legal aspects of Enron’s international activities, particularly in Central and South America. The diversity of the topic distributions for different authors in this example demonstrates clearly how the author-topic model can learn about the roles and interests of different individuals from text that they have written.

5. ILLUSTRATIVE APPLICATIONS OF THE AUTHOR-TOPIC MODEL

In this section we provide some illustrative examples of how the author-topic model can be used to answer different types of questions and prediction problems concerning authors and documents.

5.1 Automated Detection of Unusual Papers by Authors

We illustrate in this section how our model could be useful for detecting papers that were written by different people with the same name. In digital libraries such as CiteSeer and Google Scholar, this type of name disambiguation is an important and difficult problem. Our goal in this section is not to propose a solution to the author disambiguation problem, but instead to illustrate that author-topic models lead to useful predictions in this context.

Perplexity can be used to estimate the likelihood of a particular document conditioned on a particular author. We first train a model on $\mathcal{D}^{\text{train}}$. For a specific author name a^* of interest, we then score each document by that author as follows. We calculate a perplexity score for each document in $\mathcal{D}^{\text{train}}$ as if a^* was the only author, i.e., even for a document with other authors, we condition on only a^* .

We use the same equation for perplexity as defined in Section 4.2 except that now \mathbf{w}_d is a document that is in the training data $\mathcal{D}^{\text{train}}$. Thus, the words in a document are *not* conditionally independent, given the distribution over the model parameters Θ and Φ , as inferred from the training documents. We use as a tractable approximation $P(\mathbf{w}_d|a^*, \mathcal{D}^{\text{train}}) \approx \frac{1}{S} \sum_s \prod_i \sum_t E[\hat{\theta}_{a^*t} \hat{\phi}_{tw_{di}} | \mathbf{x}^s, \mathbf{z}^s, \mathcal{D}^{\text{train}}, \alpha, \beta]$.

For our CiteSeer corpus, author names are provided with a first initial and second name, e.g., A_Einstein. This means of course that for some very common names (e.g., J_Wang or J_Smith) there will be multiple actual individuals represented by a single name in the model. This “noise” in the data provides an opportunity to investigate whether perplexity scores are able to help in separating documents from different authors who have the same first initial and last name.

We focused on names of four well-known researchers in the area of artificial intelligence, Michael Jordan (M_Jordan), Daphne Koller (D_Koller), Tom Mitchell (T_Mitchell) and Stuart Russell (S_Russell), and derived perplexity scores in the manner described above using $S = 10$ samples. In Table II, for each author, we list the two CiteSeer abstracts with the highest perplexity scores (most surprising relative to this author’s model), the median perplexity, and the two abstracts with the lowest perplexity scores (least surprising).

In these examples, the most perplexing papers (from the model’s viewpoint) for each author are papers that were written by a different person than the person we are primarily interested in. In each case (for example for M_Jordan) most of the papers in the data set for this author were written by the machine learning researcher of interest (in this case, Michael Jordan of UC Berkeley). Thus, the model is primarily “tuned” to the interests of that author and assigns relatively high perplexity scores to the small number of papers in the set that were written by a different author with the same name. For M_Jordan, the most perplexing paper is on programming languages and was in fact written by Mick Jordan of Sun Microsystems. In fact, of the 6 most perplexing papers for M_Jordan, 4 are on software management and the JAVA programming language, all written by Mick Jordan. The other two papers were in fact co-authored by Michael Jordan of UC Berkeley, but in the area of link analysis, which is an unusual topic relative to the many of machine learning-oriented topics that he has typically written about in the past.

The highest perplexity paper for T_Mitchell is in fact authored by Toby Mitchell and is on the topic of estimating radiation doses (quite different from the machine learning work of Tom Mitchell). The paper with the second highest perplexity for Tom Mitchell is about an application of the EM algorithm. This EM paper is not nearly so much of an outlier as the compared to the paper on estimating radiation doses since it is relatively close to the median perplexity. It is reasonable that it has the highest perplexity of any papers that Tom Mitchell actually authored, given that most of his other work (prior to 2000 in particular, which is the period for which most of our CiteSeer papers are from) was focused on knowledge-based learning (such as the the two papers in the set with the lowest perplexity).

The two most perplexing papers for D_Koller are also not authored by Daphne Koller of Stanford, but by two different researchers, Daniel Koller and David Koller. Moreover, the two most typical (lowest perplexity) papers of D_Koller are prototypical representatives of the research of Daphne Koller, with words such as *learning*, *Bayesian* and *probabilistic network* appearing in the titles of these two papers. For S_Russell the two most unlikely papers are about the Mungi operating system and have Stephen Russell as an author. These papers are relative outliers in terms of their perplexity scores since most of the papers for S_Russell are about reasoning

Table II. Papers ranked by perplexity for different authors

| Paper Titles for M_Jordan, from 57 documents | Perplexity |
|---|-------------------|
| An Orthogonally Persistent Java | 16021 |
| Defining and Handling Transient Fields in PJama | 14555 |
| MEDIAN SCORE | 2567 |
| Learning From Incomplete Data | 702 |
| Factorial Hidden Markov Models | 687 |

| Paper Titles for D_Koller, from 74 documents | Perplexity |
|--|-------------------|
| A Group and Session Management System for Distributed Multimedia Applications | 9057 |
| An Integrated Global GIS and Visual Simulation System | 7879 |
| MEDIAN SCORE | 1854 |
| Active Learning for Parameter Estimation in Bayesian Networks | 756 |
| Adaptive Probabilistic Networks with Hidden Variables | 755 |

| Paper Titles for T_Mitchell, from 13 documents | Perplexity |
|--|-------------------|
| A method for estimating occupational radiation dose to individuals, using weekly dosimetry data | 8814 |
| Text classification from labeled and unlabeled documents using EM | 3802 |
| MEDIAN SCORE | 2837 |
| Learning to Extract Symbolic Knowledge from the World Wide Web | 1196 |
| Explanation based learning for mobile robot perception | 1093 |

| Paper Titles for S_Russell, from 36 documents | Perplexity |
|---|-------------------|
| Protection Domain Extensions in Mungi | 10483 |
| The Mungi Single-Address-Space Operating System | 5203 |
| MEDIAN SCORE | 2837 |
| Approximating Optimal Policies for Partially Observable Stochastic Domains | 981 |
| Adaptive Probabilistic Networks with Hidden Variables | 799 |

and learning and were written by Stuart Russell from UC Berkeley.

5.2 Topics and Authors for New Documents

In many applications, we would like to quickly assess the topic and author assignments for new documents not contained in a text collection. Figure 9 shows an example of this type of inference. CiteSeer abstracts from two authors, B_Scholkopf and A_Darwiche were combined together into a single “pseudo-abstract” and the document was treated as if they had both written it. These two authors work in relatively different but not entirely unrelated sub-areas of computer science: Scholkopf

[AUTH1=Scholkopf_B (69%, 31%)]
 [AUTH2=Darwiche_A (72%, 28%)]

A method¹ is described which like the kernel¹ trick¹ in support¹ vector¹ machines¹ SVMs¹ lets us generalize distance¹ based² algorithms to operate in feature¹ spaces usually nonlinearly related to the input¹ space This is done by identifying a class of kernels¹ which can be represented as norm¹ based² distances¹ in Hilbert spaces It turns¹ out that common kernel¹ algorithms such as SVMs¹ and kernel¹ PCA¹ are actually really distance¹ based² algorithms and can be run² with that class of kernels¹ too As well as providing¹ a useful new insight¹ into how these algorithms work the present² work can form the basis¹ for conceiving new algorithms

This paper presents² a comprehensive approach for model² based² diagnosis² which includes proposals for characterizing and computing² preferred² diagnoses² assuming that the system² description² is augmented with a system² structure² a directed² graph² explicating the interconnections between system¹ components² Specifically we first introduce the notion of a consequence² which is a syntactically² unconstrained propositional² sentence² that characterizes all consistency² based² diagnoses² and show² that standard² characterizations of diagnoses² such as minimal conflicts¹ correspond to syntactic² variations¹ on a consequence² Second we propose a new syntactic² variation on the consequence² known as negation² normal form NNF and discuss its merits compared to standard variations Third we introduce a basic algorithm² for computing consequences in NNF given a structured system² description We show that if the system² structure² does not contain cycles² then there is always a linear size² consequence² in NNF which can be computed in linear time² For arbitrary¹ system² structures² we show a precise connection between the complexity² of computing² consequences and the topology of the underlying system² structure² Finally we present² an algorithm² that enumerates² the preferred² diagnoses² characterized by a consequence² The algorithm² is shown¹ to take linear time² in the size² of the consequence² if the preference criterion¹ satisfies some general conditions

Fig. 9. Automated labeling of a pseudo-abstract from two authors by the model.

in machine learning and Darwiche in probabilistic reasoning. The document is then parsed by the model. i.e., words are assigned to these authors. We would hope that the author-topic model, conditioned now on these two authors, can separate the combined abstract into its component parts.

Instead of rerunning the algorithm for every new document added to a text collection, our strategy instead is to apply an efficient Monte Carlo algorithm that runs only on the word tokens in the new document, leading quickly to likely assignments of words to authors and topics. We start by assigning words randomly to co-authors and topics. We then sample new assignments of words to topics and authors by applying the Gibbs sampler only to the word tokens in the new document each time temporarily updating the count matrices C^{WT} and C^{AT} . The resulting assignments of words to authors and topics can be saved after a few iterations (10 iterations in our simulations).

Figure 9 shows the results after the model has classified each word according to the most likely author. Note that the model only sees a bag of words and is not aware of the word order that we see in the figure. For readers viewing this in color, the more red a word is then the more likely it is to have been generated (according to the model) by Scholkopf (and blue for Darwiche). Non-colored words are words that are not in the vocabulary of the model. For readers viewing the figure in black and white, the superscript 1 indicates words classified by the model for Scholkopf, and superscript 2 for Darwiche (a superscript was added whenever the probability of one author or the other was above 0.75).

The results show that all of the significant content words (such as kernel, support, vector, diagnoses, directed, graph) are classified correctly. As we might expect most of the “errors” are words (such as “based” or “criterion”) that are not specific to either authors’ area of research. Were we to use word order in the classification,

and classify (for example) whole sentences, the accuracy would increase further. As it is, the model correctly classifies 69% of Scholkopf’s words and 72% of Darwiche’s.

6. COMPARING DIFFERENT GENERATIVE MODELS

In this section we describe several alternative generative models that model authors and words and discuss similarities and differences between these models with our proposed author-topic model. Many of these models are special cases of the author-topic model. Appendix C presents a characterization of several of these models in terms of methods of matrix factorization, which reveals some of these relationships. In this section, we also compare the predictive power of the author-topic model (in terms of perplexity on out-of-sample documents) with a number of these alternative models.

6.1 A Standard Topic (LDA) Model

As mentioned earlier in the paper, there have been a number of other earlier approaches to modeling document content are based on the idea that the probability distribution over words in a document can be expressed as a mixture of topics, where each topic is a probability distribution over words [Blei et al. 2003; Hofmann 1999; Ueda and Saito 2003; Iyer and Ostendorf 1999]. Here we will focus on one such model—Latent Dirichlet Allocation (LDA; Blei et al. [2003]).³ In LDA, the generation of a corpus is a three step process. First, for each document, a distribution over topics is sampled from a Dirichlet distribution. Second, for each word in the document, a single topic is chosen according to this distribution. Finally, each word is sampled from a multinomial distribution over words specific to the sampled topic.

The parameters of this model are similar to those of the author topic model: Φ represents a distribution over words for each topic, and Θ represents a distribution over topics for each document. Using this notation, the generative process can be written as:

1. For each document $d = 1, \dots, D$ choose $\theta_d \sim \text{Dirichlet}(\alpha)$
For each topic $t = 1, \dots, T$ choose $\phi_t \sim \text{Dirichlet}(\beta)$
2. For each document $d = 1, \dots, D$
For each word w_{di} , indexed by $i = 1, \dots, N_d$
Conditioned on d choose a topic $z_{di} \sim \text{Discrete}(\theta_d)$
Conditioned on z_{di} choose a word $w_{di} \sim \text{Discrete}(\phi_{z_{di}})$

A graphical model corresponding to this process is shown in Figure 10(a).

Latent Dirichlet Allocation is a special case of the author-topic model, corresponding to the situation in which each document has a unique author. Estimating Φ and Θ provides information about the topics that participate in a corpus and the weights of those topics in each document respectively. However, this topic model

³The model we describe is actually the *smoothed* LDA model with symmetric Dirichlet priors [Blei et al. 2003] as this is closest to the author-topic model.

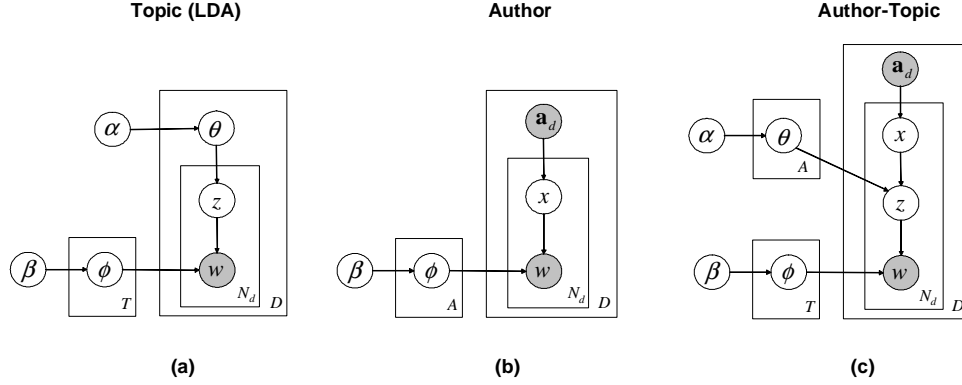


Fig. 10. Different generative models for documents.

provides no explicit information about the interests of authors: while it is informative about the content of documents, authors may produce several documents—often with co-authors—and it is consequently unclear how the topics used in these documents might be used to describe the interests of the authors.

6.2 A Simple Author Model

Topic models illustrate how documents can be modeled as mixtures of probability distributions. This suggests a simple method for modeling the interests of authors, namely where words in documents are modeled directly by author-word distributions without any hidden latent topic variable, as originally proposed by McCallum [1999]. Assume that a group of authors, \mathbf{a}_d , decide to write the document d . For each word in the document an author is chosen uniformly at random, and a word is chosen from a probability distribution over words that is specific to that author.

In this model, Φ denotes the probability distribution over words associated with each author. The generative process is as follows:

1. For each author $a = 1, \dots, A$ choose $\phi_a \sim \text{Dirichlet}(\alpha)$
2. For each document $d = 1, \dots, D$
 - Given the set of authors \mathbf{a}_d
 - For each word w_{di} , indexed by $i = 1, \dots, N_d$
 - Conditioned on \mathbf{a}_d choose an author $x_{di} \sim \text{Uniform}(\mathbf{a}_d)$
 - Conditioned on x_{di} choose a word $w_{di} \sim \text{Discrete}(\phi_{x_{di}})$

A graphical model corresponding to this generative process is shown in Figure 10(b).

This model is also a special case of the author-topic model, corresponding to a situation in which there is a unique topic for each author. When there is a single author per document, it is equivalent to a naive Bayes model. Estimating Φ provides information about the interests of authors, and can be used to answer queries about author similarity and authors who write on subjects similar to an observed document. However, this author model does not provide any information

about document content that goes beyond the words that appear in the document and the identities of authors of the document.

6.3 An Author-Topic Model with Fictitious Authors

A potential weakness of the author-topic model is that it does not allow for any idiosyncratic aspects of a document. The document is assumed to be generated by a mixture of the authors' topic distributions and nothing else. The LDA model is in a sense at the other end of this spectrum—it allows each document to have its own document-specific topic mixture. In this context it is natural to explore models that lie between these two extremes. One such model can be obtained by adding an additional unique “fictitious” author to each document. This fictitious author can account for topics and words that appear to be document-specific and not accounted for by the authors. The fictitious author mechanism in effect provides the advantage of an LDA element to the author-topic model. In terms of the algorithm, the only difference between the standard author-topic algorithm and the one that contains fictitious authors is that the number of authors is increased from A to $A + D$, and the number of authors per document A_d is increased by 1—the time complexity of the algorithm increases accordingly. One also has the option of putting a uniform distribution over authors (including the fictitious author) or allowing a non-uniform distribution over both true authors and the fictitious author.

6.4 Comparing Perplexity for Different Models

We compare the predictive power (using perplexity) of the models discussed in this section on the NIPS document set. We divided the $D = 1,740$ NIPS papers into a training set of 1,557 papers and a test set of 183 papers of which 102 are single-authored papers. We chose the test data documents such that each author of a test set document also appears in the training set as an author. For each model, we generated $S = 10$ chains from the Gibbs sampler, each starting from a different initial conditions. We kept the 2000th sample from each chain and estimated the average perplexity using Equation 10. For all models we fixed the number of topics at $T = 100$ and used the same training set D^{train} and test set. The hyperparameter values were set in the same manner as in earlier experiments, i.e, in the LDA model and the author-topic model $\alpha = 50/T = 0.5$ and $\beta = 0.01$. The single hyperparameter of the author model was set to 0.01.

In Figure 11 we present the average perplexity as a function of the number of observed words from the test documents. All models were trained on the training data and then a number of randomly selected words from the test documents (indicated on the x-axis) were used for further training and perplexity calculated on the remaining words. In order to reduce the time complexity of the algorithm we approximated the posterior distributions by making use of the same Monte-Carlo chains for all derivations where for each point in the graph the chain is trained further only on the observed test words. In the graph we present results for the author-topic model, the topic (LDA) model, and the author-topic (AT) model with fictitious authors. The insert shows the author model and the author-topic model.

The author model (insert) has by far the worst performance—including latent topics significantly improves the predictive log-likelihood of such a model (lower curve in the insert). In the main plot, for relatively small numbers of observed

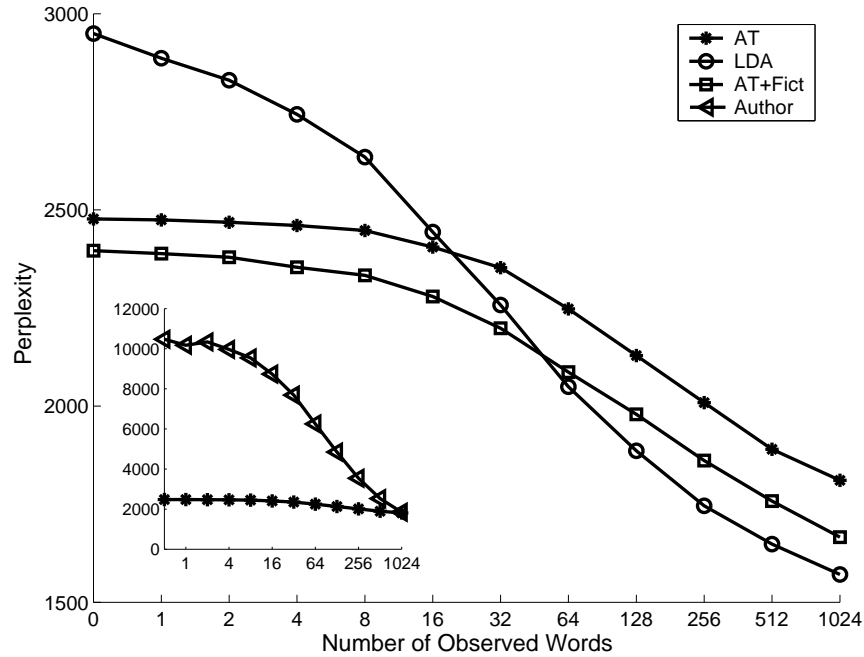


Fig. 11. Averaged perplexity as a function of observed words in the test documents. The main plot shows results for the topic (LDA) model, the author-topic (AT) model, and the author-topic model with fictitious authors. The insert shows results for the author model and author-topic model.

words (up to 16), the author-topic models (with and without fictitious authors) have lower perplexity than the LDA model. The LDA model learns a topic mixture for each document in the training data. Thus, on a new document with zero or even just a few observed words, it is difficult for the LDA model to provide predictions that are tuned to that document. In contrast, the author-topic model performs better than LDA with few (or even zero) words observed from a document, by making use of available the side-information about the authors of the document.

Once enough words from a specific document have been observed the predictive performance of the LDA model improves since it can learn a more accurate predictive model for that specific document. Above 16 observed words, on average, the author-topic model is not as accurate as the LDA model since it does not have a document-specific topic mixture that can be tuned to the specific word distribution of the test document. Adding one (unique) fictitious author per document results in a curve that is systematically better than the author topic model (without a fictitious author). The fictitious author model is not quite as accurate as the LDA (topic) model after 64 words or so (on average). This is intuitively to be expected: the presence of a fictitious author gives this model more modeling flexibility compared to the author-topic model, but it is still more constrained than the LDA model for a specific document.

6.5 Comparing Information Retrieval Measures of the Author-Topic and Standard Topic Models

In this section, we describe an illustrative experiment to retrieve full text documents using document titles and author names. We compare the performance of the author-topic model with a standard topic (LDA) model (from Section 6.1) and a state-of-the-art TFIDF approach. Finding documents similar to a query document is a well-known problem in information retrieval. While there are a variety of approaches to finding similar documents when the full text of a query document is available, the problem is more challenging when only partial information about the query document is available (e.g. the title of the document or the list of authors). For example, there are many documents listed in the CiteSeer data base for which only the titles and authors are available. Similarly, many older conferences only have titles and authors online, not full papers.

On this problem, we use the extended NIPS conference corpus (years 1987-2003)⁴. This data set contains $D = 2,483$ documents, $A = 2,865$ authors, and $W = 16,901$ unique words. For each document, we include its set of authors as additional words so that LDA and TFIDF have the same information as the author-topic model. Class labels are available for documents from 2001 to 2003 and there are 593 such documents in the corpus. There are 13 classes in this corpus corresponding to NIPS paper categories such as *AA* (Algorithms and Architectures) and *NS* (Neuroscience). Each labeled document is associated with one of these classes. We obtained the titles of these documents from the NIPS Conference Proceedings website⁵. We divided this data set into query and retrieval sets with 200 and 2,283 documents respectively. The query set was created by randomly selecting documents from the set of documents with class labels such that for each query document at least one of its authors is present in the retrieval set. A query consists of words from the title of a document and its associated authors. Documents from the retrieval set with the same class label as the query document are judged to be relevant to the query document. We ran $S=10$ different Markov chains for the author-topic model and the LDA model (each with $T=100$) on the retrieval set, using the same parameters as described in Section 4.

For TFIDF, we use the Okapi BM25 method [Sparck Jones et al. 2000] where, given a query \mathbf{q} , the score of a document \mathbf{d} is given by

$$\text{BM25-Score}(\mathbf{d}, \mathbf{q}) = \sum_{w \in \mathbf{q}} \text{IDF}(w) \frac{X(w, \mathbf{d})(k_1 + 1)}{X(w, \mathbf{d}) + k_1 \left(1 - b + b \frac{N_d}{\mu_N}\right)}$$

where

$$\text{IDF}(w) = \log \frac{D - D_w + 0.5}{D_w + 0.5},$$

$X(w, \mathbf{d})$ is the frequency of the query-word w in document \mathbf{d} , N_d is the number of words in document \mathbf{d} , μ_N is the mean value of N_d across documents in the corpus, D is the total number of documents in the corpus, D_w is the number of documents

⁴Available on-line at <http://ai.stanford.edu/~gal/data.html>

⁵<http://books.nips.cc/>

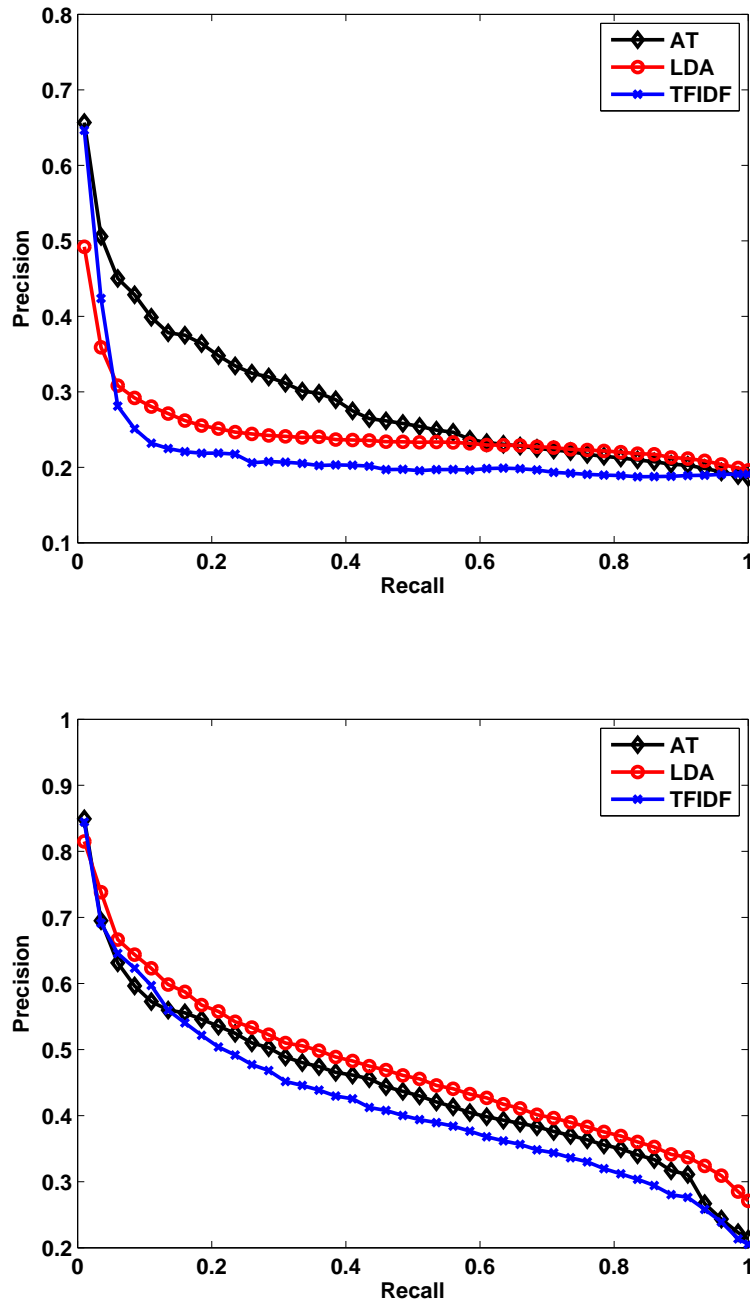


Fig. 12. Precision-recall curves for the NIPS corpus with two different query types: top where queries are document titles+authors, and bottom where queries are full text of documents+authors

in the corpus containing the word w , and k_1 and b are free parameters. We set $k_1 = 2$ and $b = 0.75$ which is a popular setting for Okapi BM25 [Robertson et al. 1995].

In the language modeling approach to information retrieval (e.g., Ponte and Croft [1998]), queries can be matched to documents using the query likelihood model, where the similarity of a query \mathbf{q} to a document \mathbf{d} is measured by the probability of the words in the query \mathbf{q} conditioned on the document \mathbf{d} , $P(\mathbf{q}|\mathbf{d})$. For the author-topic model, we have

$$\begin{aligned} P(\mathbf{q}|\mathbf{d}) &= \prod_{w \in \mathbf{q}} \left[\frac{1}{A_d} \sum_{a \in \mathbf{a}_d} \sum_{t=1}^T P(w|t) P(t|a) \right] \\ &\approx \frac{1}{S} \sum_{s=1}^S \prod_{w \in \mathbf{q}} \left[\frac{1}{A_d} \sum_{a \in \mathbf{a}_d} \sum_{t=1}^T E[\phi_{wt} | \mathbf{z}^s, \mathcal{D}, \beta] E[\theta_{ta} | \mathbf{x}^s, \mathbf{z}^s, \mathcal{D}, \alpha] \right] \end{aligned} \quad (11)$$

where the expected values of ϕ_{wt} and θ_{ta} are estimated using Equations 6 and 7 respectively. Similarly, for LDA we have

$$P(\mathbf{q}|\mathbf{d}) = \prod_{w \in \mathbf{q}} \left[\sum_{t=1}^T P(w|t) P(t|\mathbf{d}) \right]$$

which can be computed approximately using the LDA model parameters learned from Gibbs sampling (analogous to the approximation in Equation 11). Note that the AT model (Equation 11) is conditioning on the set of authors a_d of the candidate retrieval document \mathbf{d} , whereas LDA and TFIDF treat authors as just additional words. This allows the AT model to have a relatively wider distribution of probability mass in the topic distribution for a document (as it can borrow topical information from multiple documents via the authors). In other words, a document has a more peaked topic distribution in LDA than in the AT model. So, when there is less information in a query (as in this experiment where a query is restricted to the words in the title and the set of authors), the AT model should have a better chance of matching to the query-word topics.

Figure 12 (top) indicates that given just the titles and authors of query documents, the AT model is more accurate at retrieving documents than both the LDA model and TFIDF. When the full-text of query documents is available (Figure 12, bottom) all the approaches improve in their accuracy and the performance of LDA is now marginally better than that of the AT model and TFIDF. This is consistent with what we know about the LDA and AT models: the LDA model has more flexibility in modeling a document once it sees enough words (after the crossover point of 16 to 32 words in Figure 11). In these experiments TFIDF is used as a simple baseline. In a practical setting one can likely get better precision-recall characteristics than any of the approaches shown here by combining a word-level retrieval approach (like TFIDF or a multinomial-based document model) with latent semantic matching approaches (like LSA, LDA, and AT models) [Wei and Croft 2006; Chemudugunta et al. 2007].

7. CONCLUSIONS

The author-topic model proposed in this paper provides a relatively simple probabilistic model for exploring the relationships between authors, documents, topics,

and words. This model provides significantly improved predictive power in terms of perplexity compared to a more impoverished author model, where the interests of authors are directly modeled with probability distributions over words. When compared to the LDA topic model, the author-topic model was shown to have more focused priors when relatively little is known about a new document, but the LDA model can better adapt its distribution over topics to the content of individual documents as more words are observed. The primary benefit of the author-topic model is that it allows us to explicitly include authors in document models, providing a general framework for answering queries and making predictions at the level of authors as well as the level of documents.

We presented results of applying the author-topic model to large text corpora, including NIPS proceedings papers, CiteSeer abstracts, and Enron emails. Potential applications include automatic reviewer recommender systems where potential reviewers or reviewer panels are matched to papers based on the words expressed in a paper as well the names of the authors. The author topic model could be incorporated in author identification systems to infer the identity of an author of a document not only on the basis of stylistic features, but also using the topics expressed in a document.

The underlying probabilistic model of the author-topic model is quite simple and ignores several aspects of real-word document generation that could be explored with more advanced generative models. For example, as with many statistical models of language, the generative process does not make any assumption about the order of words as they appear in documents. Recent work, e.g., Griffiths et al. [2005] and Gruber et al. [2007] present extensions of the LDA model by relaxing the bag-of-words assumption and modeling the word sequence by hidden Markov models. In Griffiths et al. [2005] an extension of the LDA model is presented in which words are factorized into function words, handled by a hidden Markov model (HMM) and content words handled by a topic model. Because these models automatically parse documents into content and non-content words, there is no need for a preprocessing stage where non-content words are filtered out using a predefined stop-word list. In Gruber et al. [2007] the natural flow of topics is learned by modeling Markov dependencies between the hidden topics. These HMM extensions could also be incorporated into the author-topic model to highlight parts of documents where content is expressed by particular authors.

Beyond the authors of a document, there are several other sources of information that can provide opportunities to learn about the set of topics expressed in a document. For example, for email documents McCallum et al. [2005] propose an extension of the author topic model where topics are conditioned on both the sender as well as the receiver. For scientific documents we have explored simple extensions within the author-topic modeling framework to generalize the notion of an author to include any information source that might constrain the set of topics. For example, one can redefine \mathbf{a}_d to include not only the set of authors for a document but also the set of citations. In this manner, words and topics expressed in a document can be associated with either an author or a citation. These extensions are attractive because they do not require changes to the generative model. The set of topics could also be conditioned on other information about the documents

(beyond authors and citations), such as the journal source, the publication year, and the institutional affiliation of the authors. An interesting direction for future work is to develop efficient generative models where the distribution over topics is conditioned jointly on all such sources of information.

Appendix A: Deriving the Sampling Equations for the Author-Topic Model

In this section, we describe the derivation of the sampling equation, Equation 3, used to generate samples for the author-topic model. In the author-topic model, the joint distribution of the set of word tokens in the corpus \mathbf{w} , the set of topic assignments \mathbf{z} , the set of author assignments \mathbf{x} , the set of author mixtures Θ , and the set of topic mixtures Φ , given the Dirichlet hyperparameters α and β , and the author set \mathcal{A} , can be simplified as follows:

$$\begin{aligned}
P(\mathbf{w}, \mathbf{z}, \mathbf{x}, \Phi, \Theta | \alpha, \beta, \mathcal{A}) &= P(\mathbf{w}, \mathbf{z}, \mathbf{x} | \Phi, \Theta, \mathcal{A}) P(\Phi, \Theta | \beta, \alpha) \\
&= P(\mathbf{w} | \mathbf{z}, \Phi) P(\mathbf{z} | \mathbf{x}, \Theta) P(\mathbf{x} | \mathcal{A}) P(\Phi | \beta) P(\Theta | \alpha) \\
&= \left[\prod_{i=1}^N P(w_{di} | \phi_{z_{di}}) \right] \left[\prod_{i=1}^N P(z_{di} | \theta_{x_{di}}) \right] \left[\prod_{d=1}^D \prod_{i=1}^{N_d} P(x_{di} | \mathbf{a}_d) \right] \\
&\quad P(\Phi | \beta) P(\Theta | \alpha) \\
&= \left[\prod_{i=1}^N \phi_{w_{di} z_{di}} \right] \left[\prod_{i=1}^N \theta_{z_{di} x_{di}} \right] \left[\prod_{d=1}^D \prod_{i=1}^{N_d} \frac{1}{A_d} \right] P(\Phi | \beta) P(\Theta | \alpha) \\
&= \left[\prod_{t=1}^T \prod_{w=1}^W \phi_{wt}^{C_{wt}^{WT}} \right] \left[\prod_{a=1}^A \prod_{t=1}^T \theta_{ta}^{C_{ta}^{TA}} \right] \left[\prod_{d=1}^D \left(\frac{1}{A_d} \right)^{N_d} \right] \\
&\quad \left[\prod_{t=1}^T \left(\frac{\Gamma(W\beta)}{\Gamma(\beta)^W} \prod_{w=1}^W \phi_{wt}^{\beta-1} \right) \right] \left[\prod_{a=1}^A \left(\frac{\Gamma(T\alpha)}{\Gamma(\alpha)^T} \prod_{t=1}^T \theta_{ta}^{\alpha-1} \right) \right] \\
&= \left[\frac{\Gamma(W\beta)}{\Gamma(\beta)^W} \right]^T \left[\frac{\Gamma(T\alpha)}{\Gamma(\alpha)^T} \right]^A \left[\prod_{d=1}^D \frac{1}{A_d^{N_d}} \right] \\
&\quad \left[\prod_{t=1}^T \prod_{w=1}^W \phi_{wt}^{C_{wt}^{WT} + \beta - 1} \right] \left[\prod_{a=1}^A \prod_{t=1}^T \theta_{ta}^{C_{ta}^{TA} + \alpha - 1} \right] \\
&= \text{Const} \left[\prod_{t=1}^T \prod_{w=1}^W \phi_{wt}^{C_{wt}^{WT} + \beta - 1} \right] \left[\prod_{a=1}^A \prod_{t=1}^T \theta_{ta}^{C_{ta}^{TA} + \alpha - 1} \right] \quad (12)
\end{aligned}$$

where $\text{Const} = \left[\frac{\Gamma(W\beta)}{\Gamma(\beta)^W} \right]^T \left[\frac{\Gamma(T\alpha)}{\Gamma(\alpha)^T} \right]^A \left[\prod_{d=1}^D \frac{1}{A_d^{N_d}} \right]$, C_{wt}^{WT} is the number of times the w^{th} word in the vocabulary is assigned to topic t , C_{ta}^{TA} is the number of times topic t is assigned to author a , N_d is the number of words in document d and N is the number of words in the corpus. As a first step in deriving the Gibbs sampling equation for the author-topic model, we integrate out the random variables Θ and Φ from Equation 12, making use of the fact that the Dirichlet distribution is a conjugate prior of multinomial distribution. In this manner we can interpret the terms involving Θ and Φ in Equation 12 as Dirichlet distributions, as they have the same functional form. The resulting Dirichlet integrals are well-known (e.g.,

see Box and Tiao [1973]), and are of the form $\int \prod_{m=1}^M [x_m^{k_m-1} dx_m] = \frac{\prod_{m=1}^M \Gamma(k_m)}{\sum_{m=1}^M k_m}$, with the integral over a simplex. Applying this to Equation 12, we have

$$\begin{aligned}
P(\mathbf{w}, \mathbf{z}, \mathbf{x} | \alpha, \beta, \mathcal{A}) &= \text{Const} \int_{\Theta} \int_{\Phi} \left[\prod_{t=1}^T \prod_{w=1}^W \phi_{wt}^{C_{wt}^{WT} + \beta - 1} \right] \left[\prod_{a=1}^A \prod_{t=1}^T \theta_{ta}^{C_{ta}^{TA} + \alpha - 1} \right] d\Phi d\Theta \\
&= \text{Const} \left[\prod_{a=1}^A \int_{\theta_{\cdot a}} \prod_{t=1}^T \theta_{ta}^{C_{ta}^{TA} + \alpha - 1} d\theta_{\cdot a} \right] \left[\prod_{t=1}^T \int_{\phi_{\cdot t}} \prod_{w=1}^W \phi_{wt}^{C_{wt}^{WT} + \beta - 1} d\phi_{\cdot t} \right] \\
&= \text{Const} \left[\prod_{a=1}^A \frac{\prod_{t=1}^T \Gamma(C_{ta}^{TA} + \alpha)}{\Gamma(\sum_{t'} C_{t'a}^{TA} + T\alpha)} \right] \left[\prod_{t=1}^T \frac{\prod_{w=1}^W \Gamma(C_{wt}^{WT} + \beta)}{\Gamma(\sum_{w'} C_{w't}^{WT} + W\beta)} \right] \quad (13)
\end{aligned}$$

To obtain the Gibbs sampling equation, we need to obtain an expression for $P(x_{di} = a, z_{di} = t | w_{di} = w, \mathbf{z}_{-di}, \mathbf{x}_{-di}, \mathbf{w}_{-di}, A, \alpha, \beta)$. From Bayes theorem, we have

$$P(x_{di} = a, z_{di} = t | w_{di} = w, \mathbf{z}_{-di}, \mathbf{x}_{-di}, \mathbf{w}_{-di}, \mathcal{A}, \alpha, \beta) \propto \frac{P(\mathbf{w}, \mathbf{z}, \mathbf{x} | \alpha, \beta, \mathcal{A})}{P(\mathbf{w}_{-di}, \mathbf{z}_{-di}, \mathbf{x}_{-di} | \alpha, \beta, \mathcal{A})} \quad (14)$$

where \mathbf{y}_i stands for all components of the vector \mathbf{y} excluding the i th component. Setting $\mathbf{w}, \mathbf{z}, \mathbf{x}$ to $\mathbf{w}_{-di}, \mathbf{z}_{-di}, \mathbf{x}_{-di}$ respectively in Equation 12, we get

$$\begin{aligned}
&P(\mathbf{w}_{-di}, \mathbf{z}_{-di}, \mathbf{x}_{-di}, \Phi, \Theta | \alpha, \beta, \mathcal{A}) = \\
&A_d \text{Const} \left[\prod_{t=1}^T \prod_{w=1}^W \phi_{wt}^{C_{wt, -di}^{WT} + \beta - 1} \right] \left[\prod_{a=1}^A \prod_{t=1}^T \theta_{ta}^{C_{ta, -di}^{TA} + \alpha - 1} \right]
\end{aligned}$$

where A_d is the number of authors of the document d . Integrating over Θ and Φ in the above equation, in a manner analogous to that for Equation 13, we get

$$\begin{aligned}
P(\mathbf{w}_{-di}, \mathbf{z}_{-di}, \mathbf{x}_{-di} | \alpha, \beta, \mathcal{A}) &= A_d \text{Const} \left[\prod_{t=1}^T \frac{\prod_{w=1}^W \Gamma(C_{wt, -di}^{WT} + \beta)}{\Gamma(\sum_{w'} C_{w't, -di}^{WT} + W\beta)} \right] \\
&\quad \left[\prod_{a=1}^A \frac{\prod_{t=1}^T \Gamma(C_{ta, -di}^{TA} + \alpha)}{\Gamma(\sum_{t'} C_{t'a, -di}^{TA} + T\alpha)} \right] \quad (15)
\end{aligned}$$

Using the results from Equations 14, 13, and 15; and the identity $\Gamma(k+1) = k\Gamma(k)$; we obtain the following Gibbs sampling equation for the author-topic model (Equation 3):

$$\begin{aligned}
P(x_{di} = a, z_{di} = t | w_{di} = w, \mathbf{z}_{-di}, \mathbf{x}_{-di}, \mathbf{w}_{-di}, \mathcal{A}, \alpha, \beta) &\propto \\
&\frac{C_{wt, -di}^{WT} + \beta}{\sum_{w'} C_{w't, -di}^{WT} + W\beta} \frac{C_{ta, -di}^{TA} + \alpha}{\sum_{t'} C_{t'a, -di}^{TA} + T\alpha}
\end{aligned}$$

Appendix B: Computing probabilities from a single sample

In Figures 1, 2, 6, and 7 we presented examples of topics, with predictive distributions for words and authors given a particular topic assignment. In this appendix we provide the details on how to compute these predictive distributions for a particular sample.

The probability that a new word, in a particular sample s , would be $w_{N+1} = w$, given that it is generated from topic $z_{N+1} = t$, is given by

$$P(w_{N+1} = w | z_{N+1} = t) = \frac{(C_{wt}^{WT})^s + \beta}{\sum_{w'} (C_{w't}^{WT})^s + W\beta}$$

Similarly, the probability that a novel word generated by the author $x_{N+1} = a$ would be assigned to topic $z_{N+1} = t$ is obtained by

$$P(z_{N+1} = t | x_{N+1} = a) = \frac{(C_{ta}^{TA})^s + \alpha}{\sum_{t'} (C_{t'a}^{TA})^s + T\alpha}$$

(For simplicity of notation we omitted terms that are implicitly conditioned on in the probabilities in this section, such as \mathbf{x}^s , \mathbf{z}^s , $\mathcal{D}^{\text{train}}$, α , β and T). We can also compute the probability that a novel word is authored by author $x_{N+1} = a$ given that it is assigned to topic $z_{N+1} = t$, and given a sample from the posterior distribution, \mathbf{x}^s , \mathbf{z}^s . The novel word is part of a new unobserved document that contains a single word and is authored by all authors in the corpus. One can first calculate the joint probability of the author assignment as well as the topic assignment,

$$P(z_{N+1} = t, x_{N+1} = a) = P(z_{N+1} = t | x_{N+1} = a) P(x_{N+1} = a) = \frac{1}{A} \frac{(C_{ta}^{TA})^s + \alpha}{\sum_{t'} (C_{t'a}^{TA})^s + T\alpha},$$

and using Bayes rule one obtains

$$P(x_{N+1} = a | z_{N+1} = t) = \frac{\frac{(C_{ta}^{TA})^s + \alpha}{\sum_{t'} (C_{t'a}^{TA})^s + T\alpha}}{\sum_{a'} \frac{(C_{ta'}^{TA})^s + \alpha}{\sum_{t'} (C_{t'a'}^{TA})^s + T\alpha}}$$

Appendix C: Interpreting models as matrix factorization

The relationships among the models discussed in Section 6 can be illustrated by interpreting each model as a form of matrix factorization (c.f. Lee and Seung [1999; Canny [2004]). Each model specifies a different scheme for obtaining a probability distribution over words for each document in a corpus. These distributions can be assembled into a $W \times D$ matrix \mathbf{P} , where p_{wd} is the probability of word w in document d . In all three models, \mathbf{P} is a product of matrices. As shown in Figure 13, the models differ only in which matrices are used.

In the author-topic model, \mathbf{P} is the product of three matrices: the $W \times T$ matrix of distributions over words Φ , the $T \times A$ matrix of distributions over topics Θ , and an $A \times D$ matrix \mathbf{A} , as shown in Figure 13 (a). The matrix \mathbf{A} expresses the uniform distribution over authors for each document, with a_{ad} taking value $\frac{1}{A_d}$ if $a \in \mathbf{a}_d$ and zero otherwise. The other models each collapse together one pair of matrices in this product. In the topic model, Θ and \mathbf{A} are collapsed together into a single $T \times D$ matrix Θ , as shown in Figure 13 (b). In the author model, Φ and Θ are collapsed together into a single $W \times A$ matrix Φ , as shown in Figure 13 (c).

Under this view of the different models, parameter estimation can be construed as matrix factorization. As Hofmann [1999] pointed out for the topic model, finding

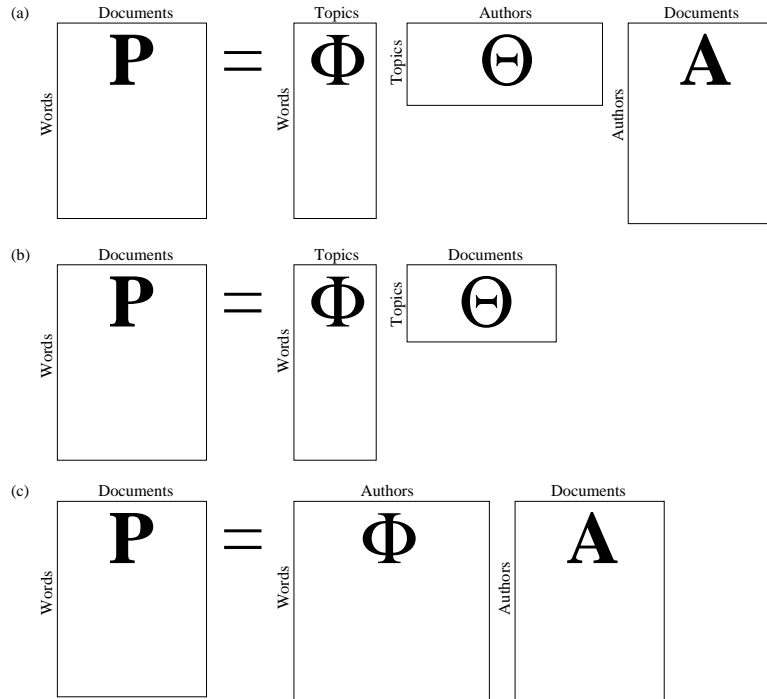


Fig. 13. Matrix factorization interpretation of different models. (a) The author-topic model (b) A standard topic model. (c) A simple author model.

the maximum-likelihood estimates for Θ and Φ is equivalent to minimizing the Kullback-Leibler divergence between \mathbf{P} and the empirical distribution over words in each document. The three different models thus correspond to three different schemes for constructing an approximate factorization of the matrix of empirical probabilities, differing only in the elements into which that matrix is decomposed.

Acknowledgments

The authors would like to thank the anonymous reviewers for their constructive comments. This material is based on work supported in part by the National Science Foundation under award numbers IIS-0083489 (CC, MRZ, PS, MS), BCS-0631518 (TG), and CNS-0551510 (PS), and also by the Office of Naval Research under award number N00014-08-1-1015 (PS), and by a Google Research Award (PS).

REFERENCES

- BERRY, M. W., DUMAIS, S. T., AND O'BRIEN, G. W. 1994. Using linear algebra for intelligent information retrieval. *SIAM Review*, 573–595.
- BLEI, D. AND LAFFERTY, J. 2006a. Correlated topic models. In *Advances in Neural Information Processing Systems 18*, Y. Weiss, B. Schölkopf, and J. Platt, Eds. MIT Press, Cambridge, MA, 147–154.
- BLEI, D. AND LAFFERTY, J. 2006b. Correlated topic models. In *Proceedings of the 23rd international conference on Machine learning*. ACM Press, New York, NY, 113–120.

- BLEI, D. M., NG, A. Y., AND JORDAN, M. I. 2003. Latent Dirichlet allocation. *Journal of Machine Learning Research* 3, 993–1022.
- BOX, G. E. P. AND TIAO, G. C. 1973. *Bayesian Inference in Statistical Analysis*. Addison-Wesley, Reading, Mass.
- BROOKS, S. 1998. Markov chain Monte Carlo method and its application. *The Statistician* 47, 69–100.
- BUNTINE, W. L. AND JAKULIN, A. 2004. Applying discrete PCA in data analysis. In *Proceedings of the 20th Conference on Uncertainty in Artificial Intelligence*, M. Chickering and J. Halpern, Eds. Morgan Kaufmann Publishers, San Francisco, CA, 59–66.
- CANNY, J. 2004. GaP: a factor model for discrete data. In *SIGIR '04: Proceedings of the 27th Annual International Conference on Research and Development in Information Retrieval*. ACM Press, New York, NY, 122–129.
- CHEMUDUGUNTA, C., SMYTH, P., AND STEYVERS, M. 2007. Modeling general and specific aspects of documents with a probabilistic topic model. In *Advances in Neural Information Processing Systems 19*, B. Schölkopf, J. Platt, and T. Hoffman, Eds. MIT Press, Cambridge, MA, 241–248.
- COHN, D. AND HOFMANN, T. 2001. The missing link—a probabilistic model of document content and hypertext connectivity. In *Advances in Neural Information Processing Systems 13*, T. K. Leen, T. G. Dietterich, and V. Tresp, Eds. MIT Press, Cambridge, MA, 430–436.
- CUTTING, D. R., KARGER, D., PEDERSEN, J. O., AND TUKEY, J. W. 1992. Scatter/gather: A cluster-based approach to browsing large document collections. In *Proceedings of the Fifteenth Annual International ACM SIGIR Conference on Research and Development in Information Retrieval*. ACM Press, New York, NY, 318–329.
- DEERWESTER, S. C., DUMAIS, S. T., LANDAUER, T. K., FURNAS, G. W., AND HARSHMAN, R. A. 1990. Indexing by latent semantic analysis. *Journal of the American Society of Information Science* 41, 6, 391–407.
- DHILLON, I. S. AND MODHA, D. S. 2001. Concept decompositions for large sparse text data using clustering. *Machine Learning* 42, 1/2, 143–175.
- DIEDERICH, J., KINDERMANN, J., LEOPOLD, E., AND PAASS, G. 2003. Authorship attribution with support vector machines. *Applied Intelligence* 19, 1, 109–123.
- EROSHEVA, E., FIENBERG, S., AND LAFFERTY, J. 2004. Mixed-membership models of scientific publications. *Proceedings of the National Academy of Sciences* 101, 5220–5227.
- ERTEN, C., HARDING, P. J., KOBOUROV, S. G., WAMPLER, K., AND YEE, G. 2003. Exploring the computing literature using temporal graph visualization. Tech. rep., Department of Computer Science, University of Arizona.
- GILKS, W., RICHARDSON, S., AND SPIEGELHALTER, D. 1996. *Markov Chain Monte Carlo in Practice*. Chapman & Hall, New York, NY.
- GRAY, A., SALLIS, P., AND MACDONELL, S. 1997. Software forensics: Extending authorship analysis techniques to computer programs. In *Proceedings of the 3rd Biannual Conference of the International Association of Forensic Linguists (IAFL)*. Durham, NC., 1–8.
- GRIFFITHS, T. L. AND STEYVERS, M. 2004. Finding scientific topics. *Proceedings of the National Academy of Sciences of the United States of America* 101, 5228–5235.
- GRIFFITHS, T. L., STEYVERS, M., BLEI, D. M., AND TENENBAUM, J. B. 2005. Integrating topics and syntax. In *Advances in Neural Information Processing Systems 17*, L. K. Saul, Y. Weiss, and L. Bottou, Eds. MIT Press, Cambridge, MA.
- GRUBER, A., ROSEN-ZVI, M., AND WEISS, Y. 2007. Hidden topic markov models. In *Proceedings of the Eleventh International Conference on Artificial Intelligence and Statistics (AISTATS-07)*.
- HOFMANN, T. 1999. Probabilistic latent semantic indexing. In *Proceedings of the 22nd Annual ACM Conference on Research and Development in Information Retrieval*. ACM Press, New York, NY, 50–57.
- HOLMES, D. I. 1998. The evolution of stylometry in humanities scholarship. *Literary and Linguistic Computing* 13, 3, 111–117.
- IYER, R. AND OSTENDORF, M. 1999. Modelling long distance dependence in language: Topic mixtures versus dynamic cache models. *IEEE Transactions on Speech and Audio Processing* 7, 1, 30–39.

- KAUTZ, H., SELMAN, B., AND SHAH, M. 1997. Referral Web: Combining social networks and collaborative filtering. *Communications of the ACM* 40, 3, 63–65.
- KJELL, B. 1994. Authorship determination using letter pair frequency features with neural network classifiers. *Literary and Linguistic Computing* 9, 2, 119–124.
- LAGUS, K., HONKELA, T., KASKI, S., AND KOHONEN, T. 1999. WEBSOM for textual data mining. *Artificial Intelligence Review* 13, 5-6, 345–364.
- LAWRENCE, S., GILES, C. L., AND BOLLACKER, K. 1999. Digital libraries and autonomous citation indexing. *IEEE Computer* 32, 6, 67–71.
- LEE, D. D. AND SEUNG, H. S. 1999. Learning the parts of objects by non-negative matrix factorization. *Nature* 401, 788.
- LI, W. AND MCCALLUM, A. 2006. DAG-structured mixture models of topic correlations. In *Proceedings of the 23rd international conference on Machine learning*. ACM Press, New York, NY, 577–584.
- MCCAIN, K. W. 1990. Mapping authors in intellectual space: a technical overview. *Journal of the American Society of Information Science* 41, 6, 433–443.
- MCCALLUM, A. 1999. Multi-label text classification with a mixture model trained by EM. In *AAAI Workshop on Text Learning*.
- MCCALLUM, A., CORRADA-EMMANUEL, A., AND WANG, X. 2005. Topic and role discovery in social networks. 786–791.
- MCCALLUM, A., NIGAM, K., AND UNGAR, L. H. 2000. Efficient clustering of high-dimensional data sets with application to reference matching. In *Proceedings of the Sixth ACM SIGKDD International Conference on Knowledge Discovery and Data Mining*. ACM Press, New York, NY, 169–178.
- MEI, Q. AND ZHAI, C. 2006. A mixture model for contextual text mining. In *KDD '06: Proceedings of the 12th ACM SIGKDD International Conference on Knowledge Discovery and Data Mining*. ACM, New York, NY, USA, 649–655.
- MINKA, T. AND LAFFERTY, J. 2002. Expectation-propagation for the generative aspect model. In *Proceedings of the 18th Conference on Uncertainty in Artificial Intelligence*. Morgan Kaufmann Publishers, San Francisco, CA, 352–359.
- MOSTELLER, F. AND WALLACE, D. 1964. *Inference and Disputed Authorship: The Federalist Papers*. Addison-Wesley, Reading, MA.
- MUTSCHKE, P. 2003. Mining networks and central entities in digital libraries: a graph theoretic approach applied to co-author networks. *Intelligent Data Analysis 2003, Lecture Notes in Computer Science* 2810. Springer Verlag, 155–166.
- NEWMAN, M. 2001. Scientific collaboration networks. I. Network construction and fundamental results. *Physical Review E* 64, 1, 016131.
- PONTE, J. M. AND CROFT, W. B. 1998. A language modeling approach to information retrieval. In *SIGIR '98: Proceedings of the 21st Annual International ACM SIGIR Conference on Research and Development in Information Retrieval, August 24-28 1998, Melbourne, Australia*. ACM, 275–281.
- POPESCU, A., UNGAR, L. H., FLAKE, G. W., LAWRENCE, S., AND GILES, C. L. 2000. Clustering and identifying temporal trends in document databases. In *Proceedings of the IEEE Advances in Digital Libraries 2000*. IEEE Computer Society, Los Alamitos, CA, 173–182.
- PRITCHARD, J., STEPHENS, M., AND DONNELLY, P. 2000. Inference of population structure using multilocus genotype data. *Genetics* 155, 945–959.
- ROBERTS, G. O. AND SAHU, S. K. 1997. Updating schemes, correlation structure, blocking and parameterisation for the gibbs sampler. *Journal of the Royal Statistical Society B*, 59, 291–317.
- ROBERTSON, S. E., WALKER, S., JONES, S., HANCOCK-BEAULIEU, M. M., AND GATFORD, M. 1995. Okapi at TREC-3. In *TREC*. 109–126.
- ROSEN-ZVI, M., GRIFFITHS, T., STEYVERS, M., AND SMYTH, P. 2004. The author-topic model for authors and documents. In *Proceedings 20th Conference on Uncertainty in Artificial Intelligence*, M. Chickering and J. Halpern, Eds. Morgan Kaufmann, San Francisco, CA, 487–494.

- SPARCK JONES, K., WALKER, S., AND ROBERTSON, S. E. 2000. A probabilistic model of information retrieval: development and comparative experiments. *Information Processing and Management* 36, 6, 779–808.
- STEYVERS, M., SMYTH, P., ROSEN-ZVI, M., AND GRIFFITHS, T. 2004. Probabilistic author-topic models for information discovery. In *Proceedings of the Tenth ACM International Conference on Knowledge Discovery and Data Mining*. ACM Press, New York, 306–315.
- TEH, Y. W., JORDAN, M. I., BEAL, M. J., AND BLEI, D. M. 2005. Hierarchical Dirichlet processes. In *Advances in Neural Information Processing Systems 17*, L. K. Saul, Y. Weiss, and L. Bottou, Eds. MIT Press, Cambridge, MA.
- THISTED, R. AND EFRON, B. 1987. Did Shakespeare write a newly-discovered poem? *Biometrika* 74, 445–455.
- UEDA, N. AND SAITO, K. 2003. Parametric mixture models for multi-labeled text. In *Advances in Neural Information Processing Systems 15*, S. Becker, S. Thrun, and K. Obermayer, Eds. MIT Press, Cambridge, MA, 721–728.
- WEI, X. AND CROFT, W. B. 2006. Lda-based document models for ad-hoc retrieval. In *SIGIR '06: Proceedings of the 29th Annual International ACM SIGIR Conference on Research and Development in Information Retrieval*. ACM, New York, NY, USA, 178–185.
- WHITE, S. AND SMYTH, P. 2003. Algorithms for estimating relative importance in networks. In *Proceedings of the Ninth ACM SIGKDD International Conference on Knowledge Discovery and Data Mining*. ACM Press, New York, NY, 266–275.
- YANG, Y. 1999. An evaluation of statistical approaches to text categorization. *Information Retrieval* 1, 1-2, 69–90.

...